


TREES HIDDEN TO SHOW ARCHITECTURE




101
102






TRAIL











REFERENCE LANDSCAPE PLAN FOR
PLANT SPECIES AND PATH MATERIALS


100
101


101






104













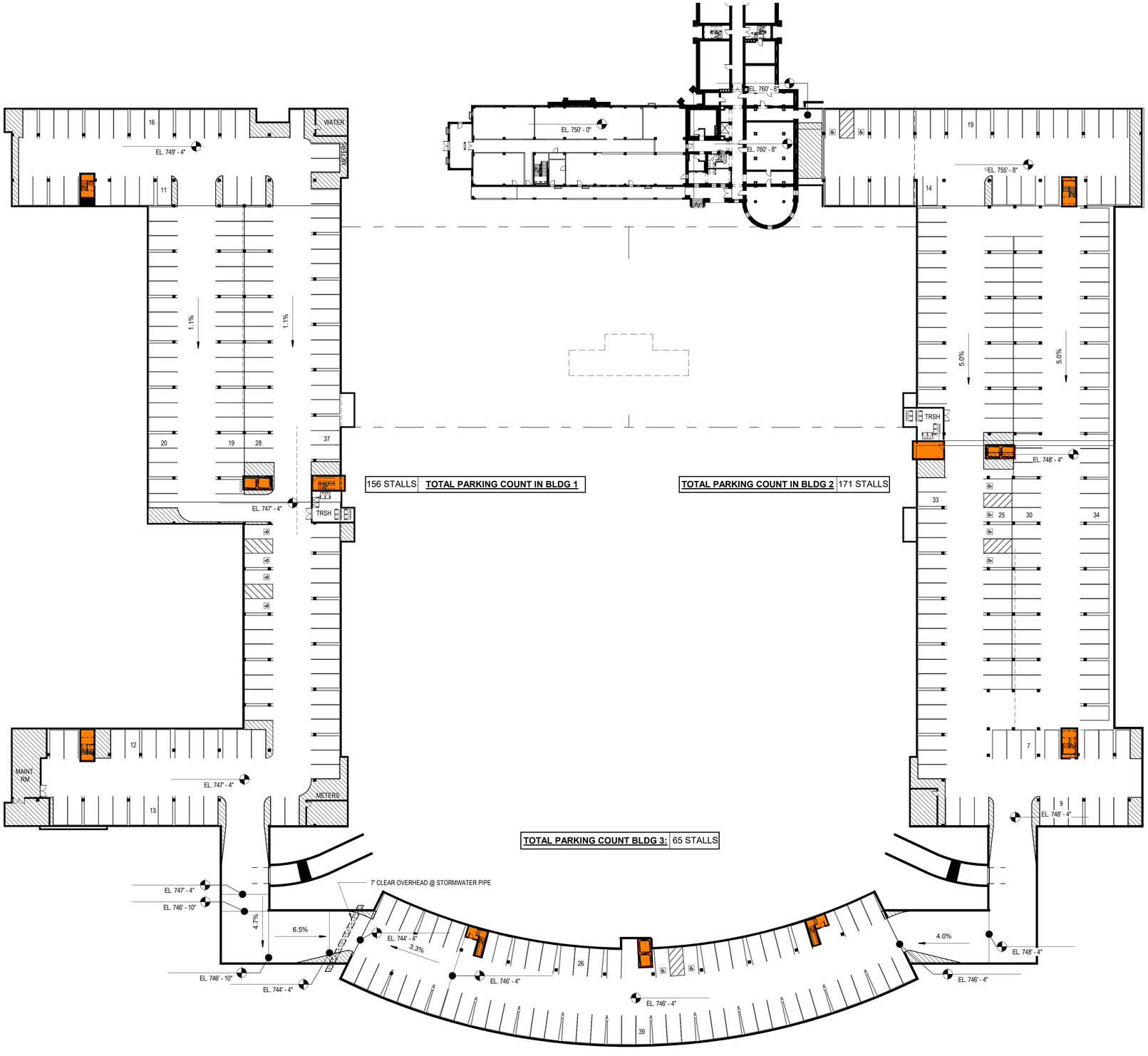

Engberg Anderson ARCHITECTS
MILWAUKEE | MADISON | TUCSON | CHICAGO

School Sisters of Notre Dame Development

CONNECTED UNDERGROUND PARKING PLAN

0' 16' 32' 64' 128' SCALE: 1/32" = 1'-0"

True North

Engberg Anderson Project No. 172795

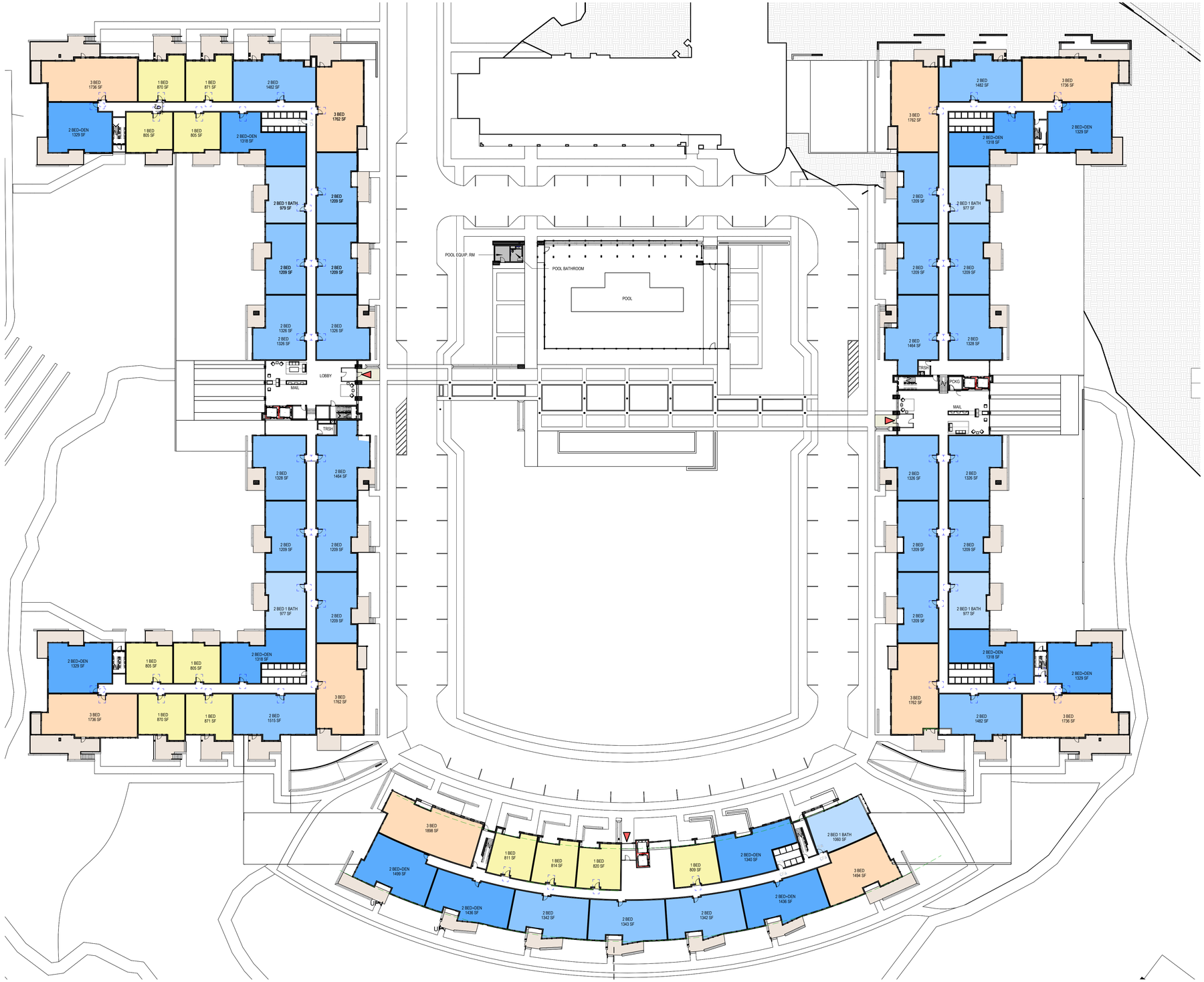

School Sisters of Notre Dame Development

OVERALL 1ST FLOOR PLAN

SCALE: 1/32" = 1'-0"

0' 16' 32' 64' 128'

True North

Engberg Anderson ARCHITECTS
MILWAUKEE | MADISON | TUCSON | CHICAGO

Engberg Anderson Project No. 172795

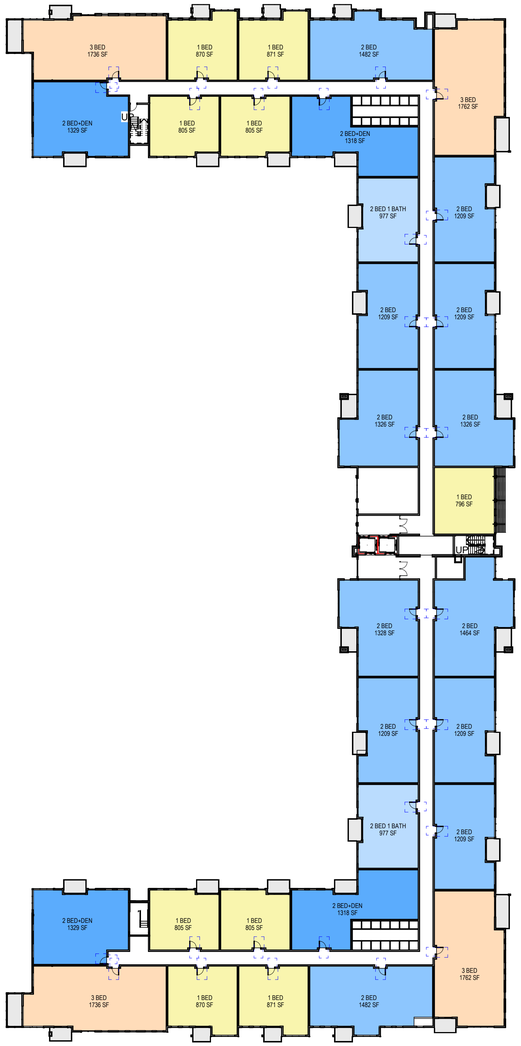

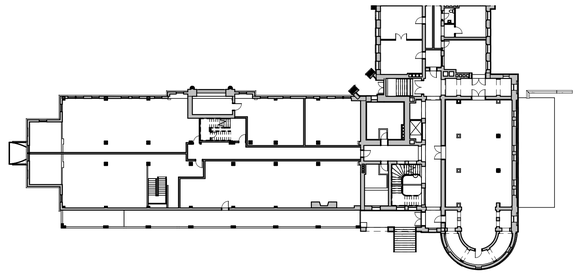



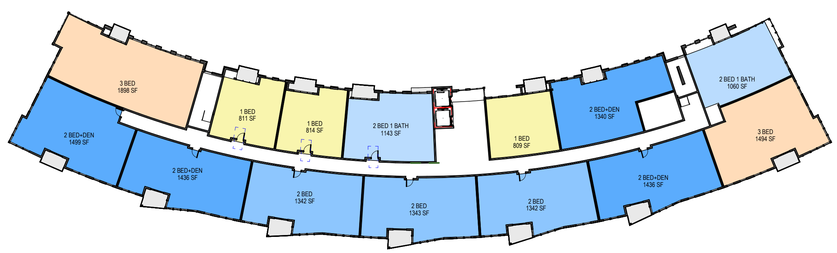

Engberg Anderson ARCHITECTS
MILWAUKEE | MADISON | TUCSON | CHICAGO

School Sisters of Notre Dame Development

OVERALL 2ND/3RD FLOOR

Engberg Anderson Project No. 172795



1 WTP ELEVATION
SCALE: 1 : 280

Engberg Anderson ARCHITECTS
MILWAUKEE | MADISON | TUCSON | CHICAGO

School Sisters of Notre Dame Development

WTP ELEVATION

Engberg Anderson Project No. 172795

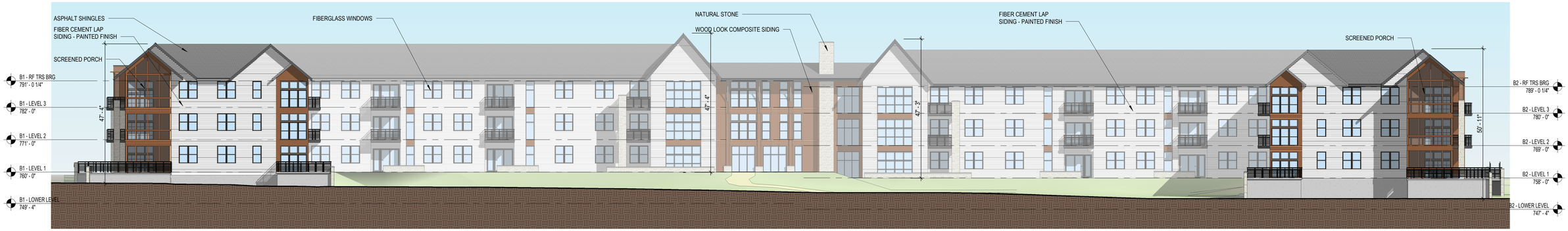

4 B1 - WEST ELEVATION
SCALE: 1/16" = 1'-0"



3 B1 - EAST ELEVATION
SCALE: 1/16" = 1'-0"



1 B1 - NORTH ELEVATION
SCALE: 1/16" = 1'-0"



2 B1 - SOUTH ELEVATION
SCALE: 1/16" = 1'-0"

Engberg Anderson ARCHITECTS
MILWAUKEE | MADISON | TUCSON | CHICAGO

School Sisters of Notre Dame Development

BUILDING 1 ELEVATIONS

SCALE: 1/16" = 1'-0"
0' 8' 16' 32' 64'

Engberg Anderson Project No. 172795

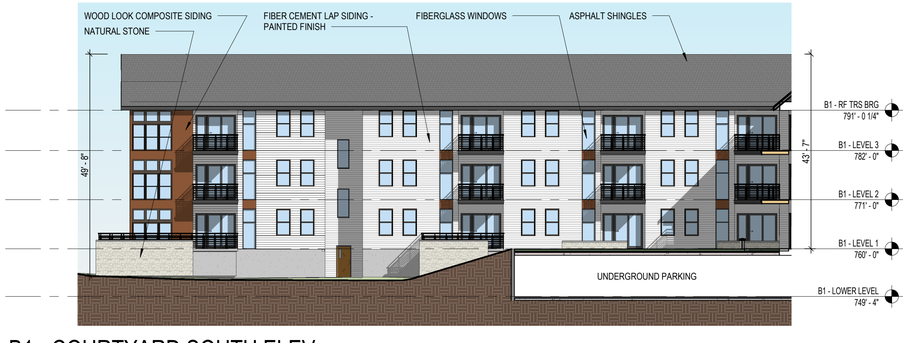

1 B1 - COURTYARD SOUTH ELEV.
SCALE: 1/16" = 1'-0"

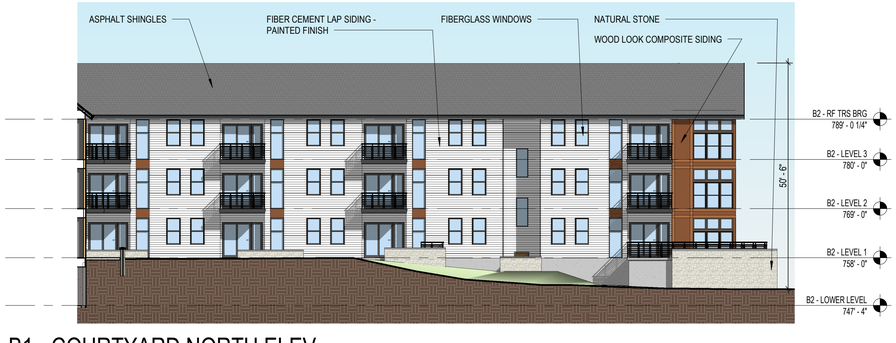

2 B1 - COURTYARD NORTH ELEV.
SCALE: 1/16" = 1'-0"

Engberg Anderson ARCHITECTS
MILWAUKEE | MADISON | TUCSON | CHICAGO

School Sisters of Notre Dame Development

BUILDING 1 ELEVATIONS

SCALE: 1/16" = 1'-0"
0' 8' 16' 32' 64'

Engberg Anderson Project No. 172795

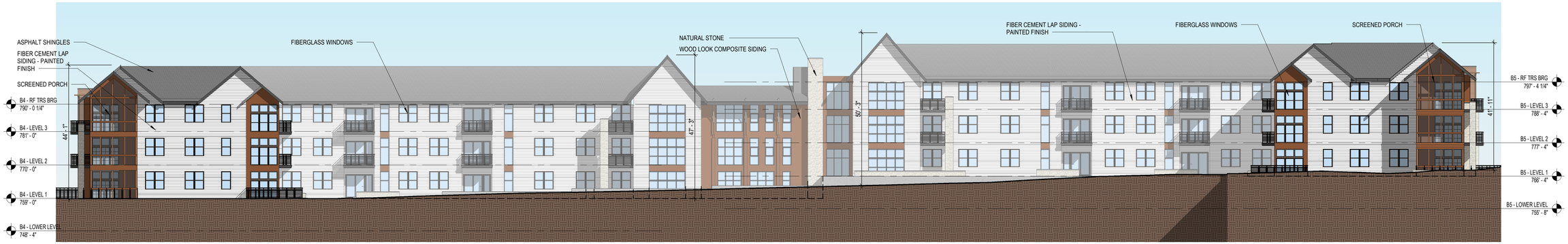

4 B2 - EAST ELEVATION
SCALE: 1/16" = 1'-0"

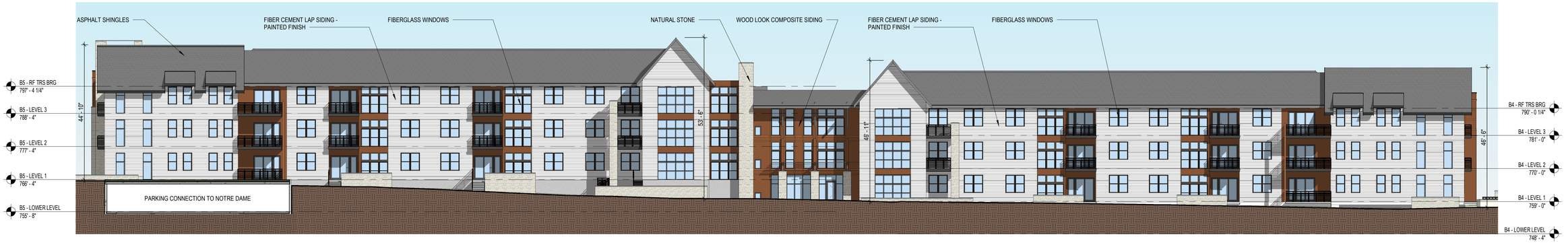

3 B2 - WEST ELEVATION
SCALE: 1/16" = 1'-0"

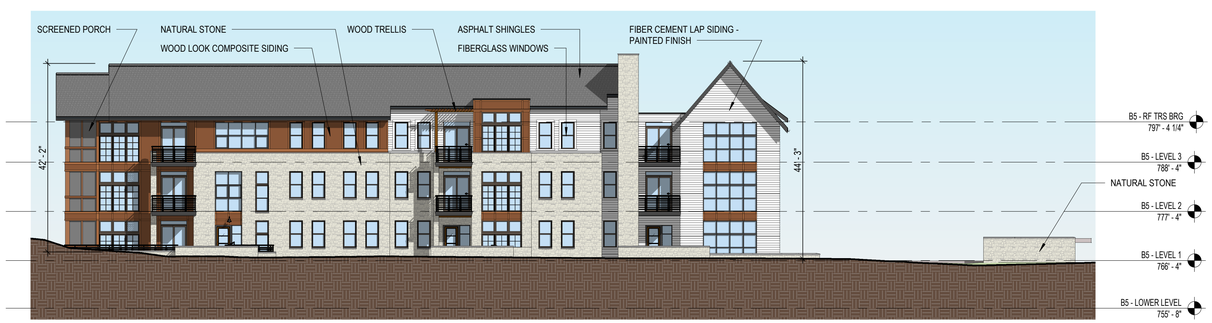

1 B2 - NORTH ELEVATION
SCALE: 1/16" = 1'-0"

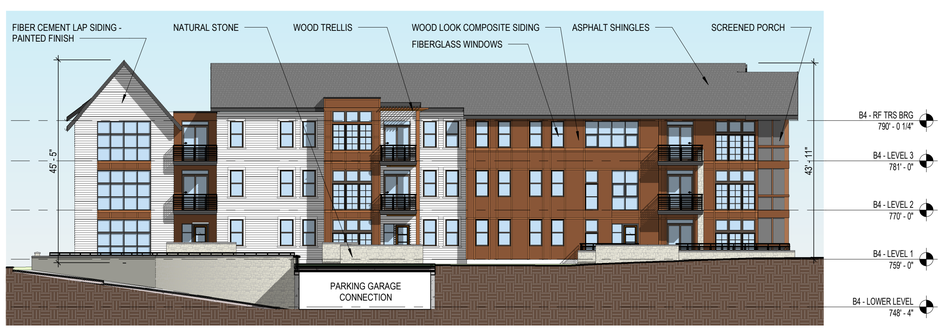

2 B2 - SOUTH ELEVATION
SCALE: 1/16" = 1'-0"

Engberg Anderson ARCHITECTS
MILWAUKEE | MADISON | TUCSON | CHICAGO

School Sisters of Notre Dame Development

BUILDING 2 ELEVATIONS

SCALE: 1/16" = 1'-0"
0' 8' 16' 32' 64'

Engberg Anderson Project No. 172795



1 B2 - COURTYARD SOUTH ELEV.
SCALE: 1/16" = 1'-0"



2 B2 - COURTYARD NORTH ELEV.
SCALE: 1/16" = 1'-0"

Engberg Anderson ARCHITECTS
MILWAUKEE | MADISON | TUCSON | CHICAGO

School Sisters of Notre Dame Development

BUILDING 2 ELEVATIONS

SCALE: 1/16" = 1'-0"
0' 8' 16' 32' 64'

Engberg Anderson Project No. 172795



3 B3 - WEST ELEVATION
SCALE: 1/16" = 1'-0"

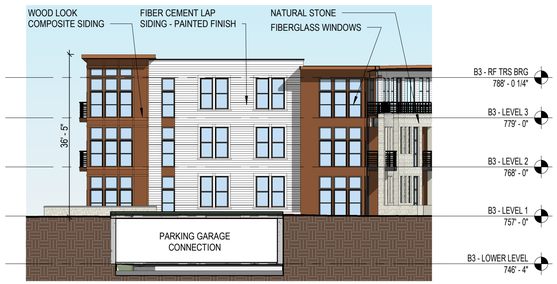

4 B3 - EAST ELEVATION
SCALE: 1/16" = 1'-0"



2 B3 - SOUTH ELEVATION
SCALE: 1/16" = 1'-0"

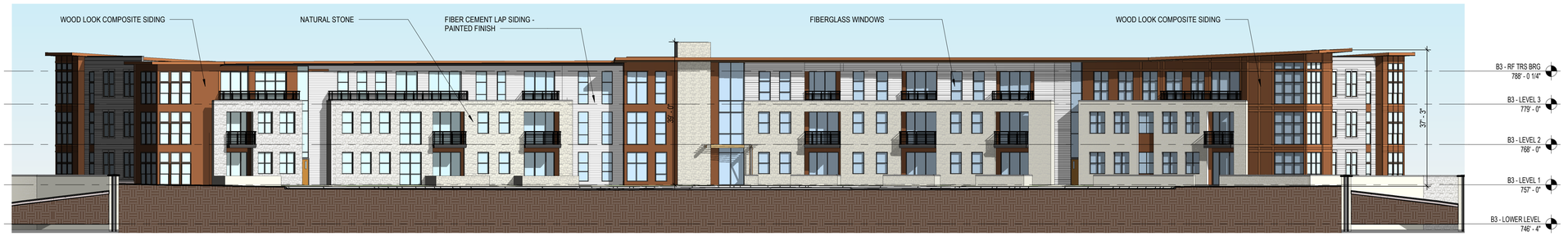

1 B3 - NORTH ELEVATION
SCALE: 1/16" = 1'-0"

Engberg Anderson ARCHITECTS
MILWAUKEE | MADISON | TUCSON | CHICAGO

School Sisters of Notre Dame Development

BUILDING 3 ELEVATIONS

SCALE: 1/16" = 1'-0"
0' 8' 16' 32' 64'

Engberg Anderson Project No. 172795

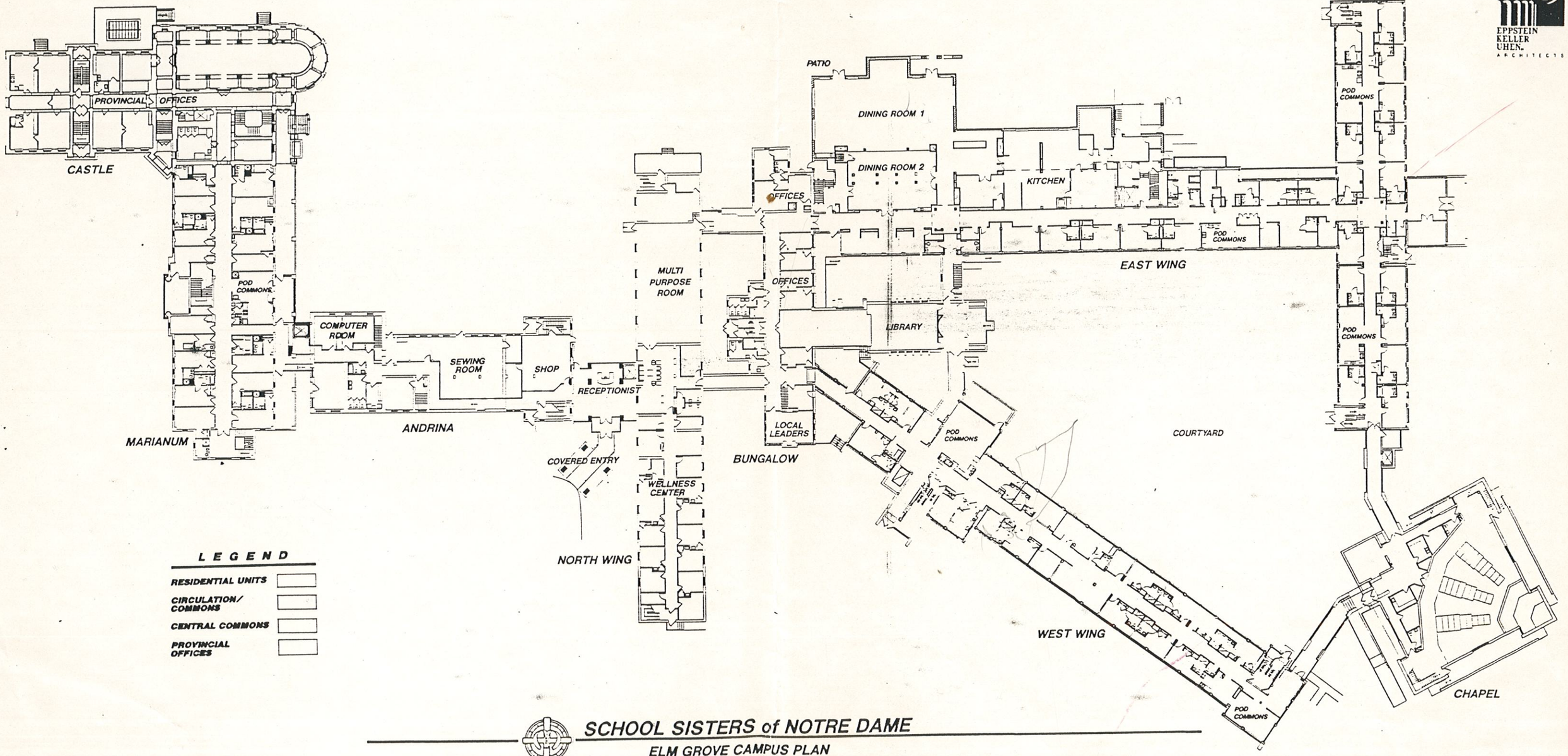

EPPSTEIN KELLER UHEN. ARCHITECTS

SCHOOL SISTERS of NOTRE DAME

ELM GROVE CAMPUS PLAN

1-20-1993

EPPSTEIN
KELLER
UHEN
ARCHITECTS

210 EAST MICHIGAN STREET
SUITE 100 • P.O. BOX 92728
MILWAUKEE, WISCONSIN 53202-0728
414-271-5350 • FAX 271-7794

Project
SCHOOL SISTERS
OF NOTRE DAME
CAMPUS PLAN

Sheet Title

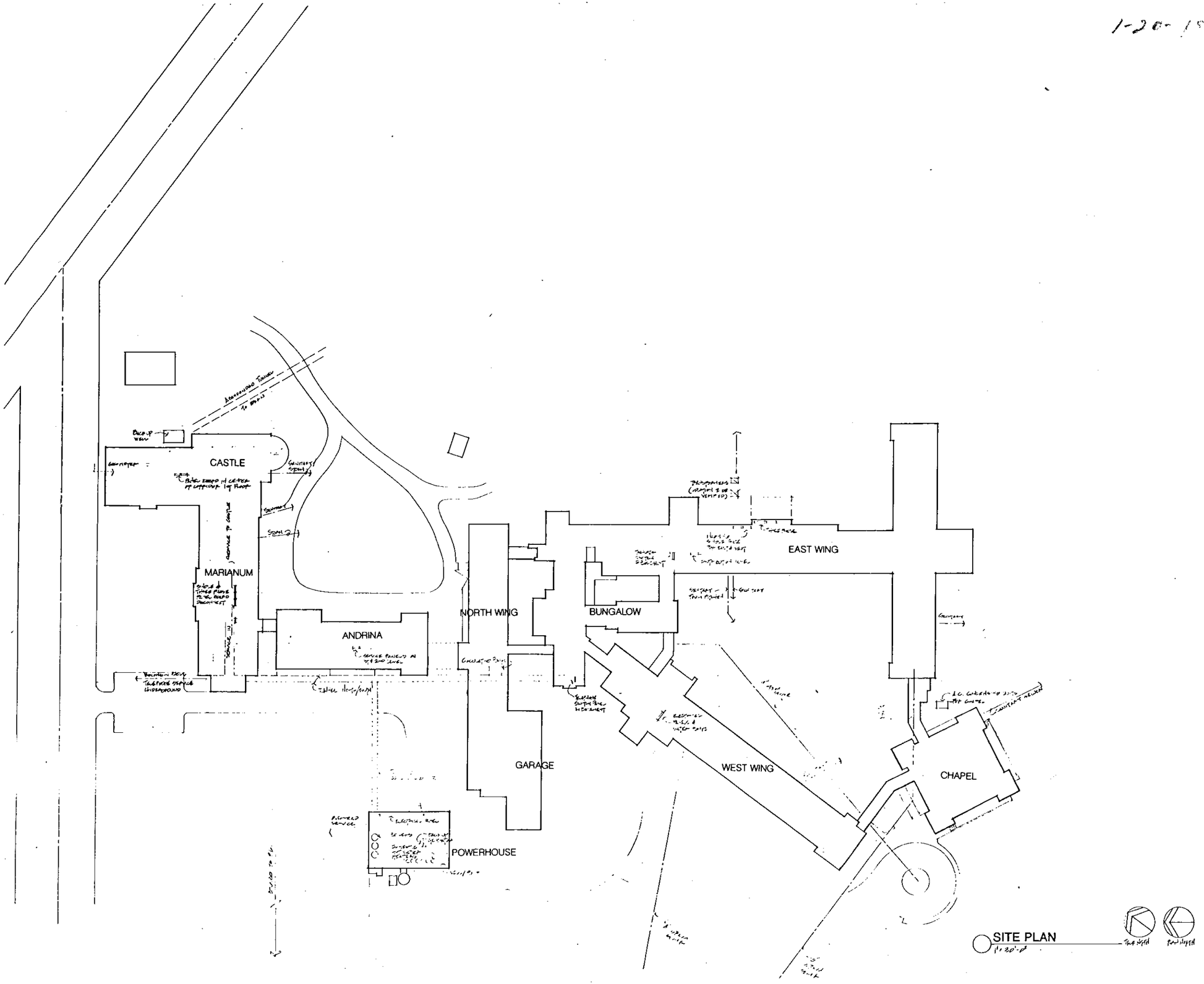

SITE PLAN
1" = 20'-0"

Revisions
Item Date By

Project Architect	D.S.
Drawn By	D.S.
Project No.	92220-02
Date	1-20-93
Sheet No.	

DEMO SCHEDULE

NUM.	ROOM NAME	KEYED NOTES	DESCRIPTION
100	EMP. LOUNGE	2, 5	INTEGRAL STAINLESS STEEL (S.S.) SINK & COUNTER UNIT.
		11	2-LAMP 8'-0" LONG CHAIN HUNG FIXTURES
		14	12 X 12 VCT FLOOR - PREP FLOOR FOR NEW CARPET
		15	HARD PLASTIC WAINSCOAT W/ METAL EDGE & VINYL BASE
		17	(1) LARGE S.S. OVEN W/ 6" ø EXHAUST DUCT TO OUTSIDE (REMOVE DUCT)
			(1) STANDARD ELECTRIC OVEN / RANGE.
			REMOVE (1) FULL WIDTH FAN EXHAUST UNIT & ELECTRICAL
		19	REMOVE (4) METAL WINDOWS TOTAL.
		21	REMOVE AND RELOCATE (1) TOTAL
		23	REMOVE (2) WOOD DOORS AND CASING. DOORS TO BE RELOCATED
101	CORRIDOR	-	* NO WORK
102	KITCHEN	-	* NO WORK
103	TOILET (N.I.C.)	-	* COMPLETED WITH PHASE 4 - MARIANUM *
104	MEETING ROOM	6, 8, 22	* AS NOTED *
		23	REMOVE (3) WOOD DOORS AND CASING. DOORS TO BE RELOCATED
		25	WOOD CABINET W/ UPPER GLASS DISPLAY TO REMAIN.
		33	REMOVE EXIST. VINYL BASE STAPELED TO PANELING (3 WALLS)
105	TOILET (N.I.C.)	-	* COMPLETED WITH PHASE 4 - MARIANUM *
106	STORAGE	17	REMOVE EXIST. FLOOR MOUNTED DRYER UNIT, PIPING, & ELECTRICAL
107	CORRIDOR	-	* NO WORK *
108	STORAGE	-	* NO WORK *
109	CORRIDOR	-	* NO WORK *
110	MECHANICAL	-	* NO WORK *
111	CORRIDOR	1	METAL CHUTE DOOR - OPENING TO BE GWB INFILLED.
112	STORAGE	-	* NO WORK *
113	ARCHIVE	1	REMOVE DOOR, FRAME, & ARCH TOP INFILL.
		5	* AS NOTED *
		4	EXIST. CONCRETE FLOOR
		10	1 X WOOD SLAT ON STUD FRAMED WALL TO 6'-0" A.F.F.
		19	(4) INSWINGING WOOD AWNING WINDOWS TOTAL (OPENING TO BE INFILLED)
114	STORAGE	-	* NO WORK *

DEMO SCHEDULE

NUM.	ROOM NAME	KEYED NOTES	DESCRIPTION
115	CLOSET	-	* NO WORK *
116	ALCOVE	23	EXIST. PLASTER WALLS
		24	EXIST. PLASTER CEILING AND OVERHEAD PIPES
117	CORRIDOR	4	EXIST. CONC. FLOOR
		16	GENERAL AREA SHOWN DASHED ON PLAN - TO 2'-0" A.F.F. AT WEST
			WALL, AND 18" A.F.F. ON EAST WALL
		17	REMOVE EXIST. COMPRESSOR AND PIPING TO ROOM 119
		20	REMOVE & REPLACE 12 COLORED GLASS PANES TOTAL
118	ARCHIVE OFFICE	1	REMOVE DOOR, FRAME, & ARCH TOP INFILL.
119	ARCHIVE	1	REMOVE DOOR, FRAME, & ARCH TOP INFILL.
		17	REMOVE EXIST. COMPRESSOR AND PIPING TO CORR 117
		18	* AS NOTED *
		19	(4) INSWINGING WOOD AWNING WINDOWS TOTAL (OPENING TO BE INFILLED)
8100	STAIR	7	* AS NOTED *
8101	STAIR	7	VINYL TREADS & METAL NOSING TO SECOND FLOOR
8102	STAIR	-	* NO WORK *

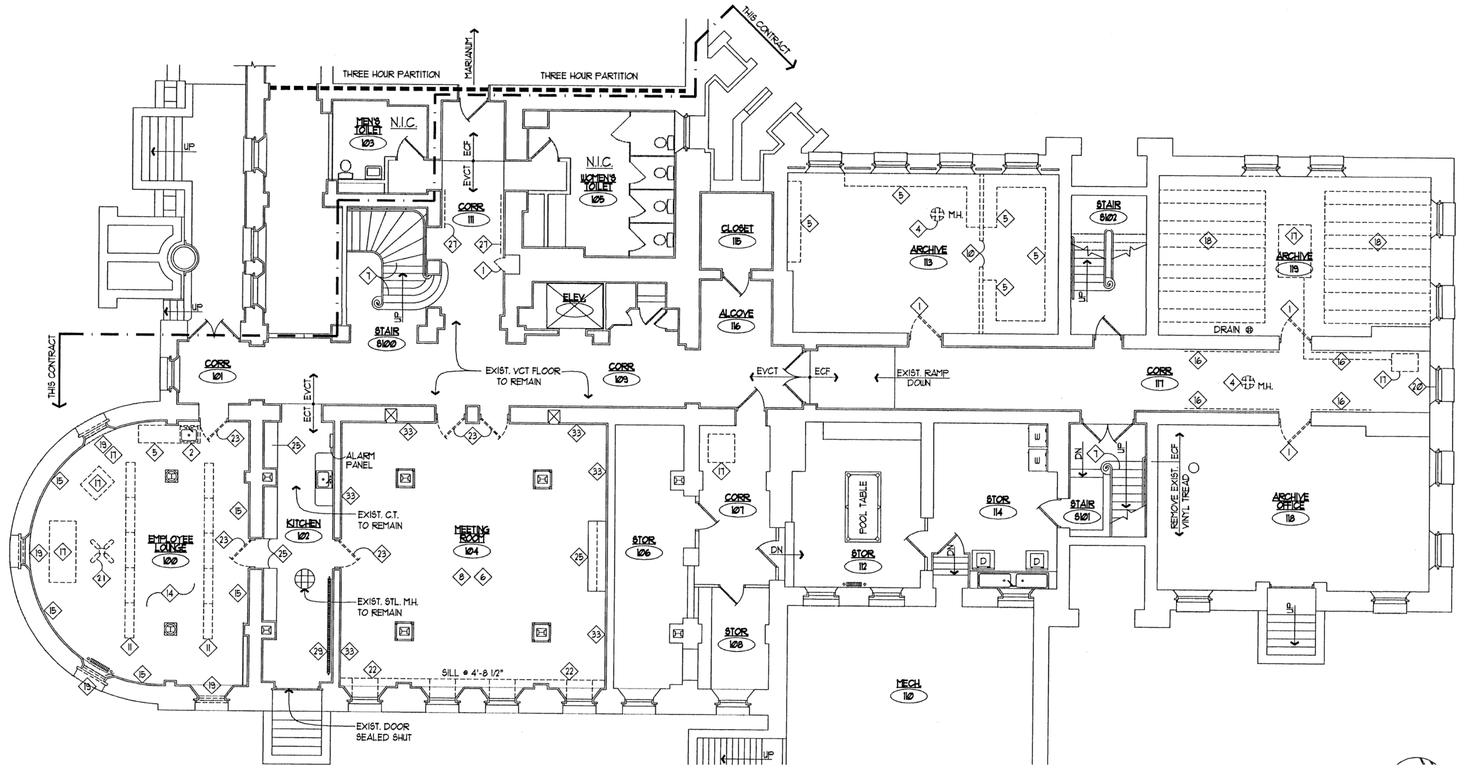

1. REMOVE EXIST. DOOR & FRAME
2. REMOVE EXIST. SINK & ASSOCIATED PIPING - CAP PIPING & DRAIN BELOW FINISH FLOOR.
3. REMOVE EXIST. TOILET & ASSOCIATED PIPING - CAP PIPING & DRAIN BELOW FINISH FLOOR
4. REMOVE STEEL FLOOR LID (MANHOLE COVER) - FILL W/ CRUSHED STONE & CAP W/ 4" CONC. (BLEND FINISH W/ ADJACENT SURFACE).
5. REMOVE EXIST. BUILT IN OR FREE STANDING CABINET, OR SHELVES
6. REMOVE EXIST. ACT & GRID (ABATE AS REQ.)
7. REMOVE EXIST. VINYL TREAD, LANDING, & METAL NOSING. EXIST. WOOD TREADS, & LANDINGS TO REMAIN & BE REFINISHED.
8. REMOVE EXIST. CARPET & PAD
9. REMOVE EXIST. BATH TUB & ASSOCIATED PIPING - CAP PIPING AND DRAIN BELOW FLOOR.
10. REMOVE EXIST. WALL PARTITION
11. REMOVE EXIST. LIGHT FIXTURES
12. REMOVE EXIST. WALL PANELING
13. REMOVE EXIST. PIPE CHASE
14. REMOVE EXIST. FLOORING (SEE SCHED. FOR MATERIAL)
15. REMOVE EXIST. WAINSCOATING & BASE (SEE SCHED. FOR MATERIAL)
16. REMOVE DAMAGED PLASTER AND PREP AREA TO RECEIVE NEW.
17. REMOVE EXIST. EQUIPMENT & ASSOCIATED PIPING / WIRING
18. REMOVE EXIST. WOOD RACK STORAGE UNITS.
19. REMOVE EXIST. WINDOW SYSTEM (SEE SCHED. FOR WINDOW TYPE)
20. REMOVE & REPLACE COLORED PANES OF GLASS W/ CLEAR VISION PANES. (SEE SCHED. FOR QUANTITY.)
21. REMOVE CEILING FAN & ELECTRICAL BOX PENETRATION - CAP ELECTRICAL ABOVE CEILING.
22. REMOVE WOOD PANELING, SILLS, FURRING, & WD. BEAD BOARD PANELING TO ORIGINAL PLASTER WALL.
23. NOT USED
24. NOT USED
25. EXIST. CABINET TO REMAIN
26. NOT USED
27. REMOVE WOOD HAND RAIL & ASSEMBLY - PATCH WALL FLUSH AT REMOVED MOUNTING BRACKETS - BLEND FINISH W/ ADJACENT
28. REMOVE PLUMBING AT WALL - CAP BELOW FIN. FLOOR
29. EXIST. RADIATOR TO REMAIN
30. REMOVE EXIST. SUSPENDED CURTAIN TRACK & ASSEMBLY
31. REMOVE RADIATOR & ASSOCIATED PIPES - CAP PIPES BELOW

EPPSTEIN•UHEN
ARCHITECTS

210 EAST MICHIGAN STREET
SUITE 100 • P.O. BOX 92728
MILWAUKEE, WISCONSIN 53202-0728
414-271-5350 • FAX 271-7794

Project

School Sisters of Notre Dame Castle – Phase 6

Sheet Title

First Floor Demo Plan, Notes & Schedule

Revisions

Item	Date	By

Project Architect	PWP
Drawn By	DJK
Project No.	92220-04F
Date	June 24, 1996
Sheet No.	

DEMO SCHEDULE

NUM.	ROOM NAME	KEYED NOTES	DESCRIPTION
200	STORAGE	-	• NO WORK •
200A	ALCOVE	-	• NO WORK •
200B	ALCOVE	-	• NO WORK •
201	CORRIDOR	-	• NO WORK •
202	CORRIDOR	-	• NO WORK •
203	MAIL ROOM	-	• NO WORK •
204	HERITAGE ROOM	-	• NO WORK •
204A	AISLE	-	• NO WORK •
204B	AISLE	-	• NO WORK •
205	TOILET	1	(1) 2'-0" W X 4'-0" H WOOD DOOR & FRAME AT SHAFT
		1	(1) 1'-8" W X 5'-6" H WOOD DOOR\ FRAME AT SHAFT
		5	FREE STANDING METAL CABINETS
		14	1 X 1 CERAMIC TILE FLOOR - REMOVE C.T. & EXIST. PATCH AS REQ. TO ALLOW LEVELING & FLOOR PREP FOR NEW SHEET VINYL. APPROXIMATE AREA SHOWN ON PLAN).
206	CORRIDOR	1	METAL DOOR AT CHUTE - OPENING TO BE GWB INFILLED.
207	WAITING	-	• NO WORK •
208	CORRIDOR	-	• NO WORK •
208D	DEMO ALCOVE	10	EXIST. GWB STUD WALL - EXIST. WOOD BASE, CHAIR RAIL, AND CROWN MOULDING TO BE REMOVED & REUSED (BOTH SIDE OF WALL)
		6, 8	• AS NOTED •
209	CORRIDOR	-	• NO WORK •
210	TOILET	-	• NO WORK •
211	PROVINCIAL SECY.	-	• NO WORK •
212	PROVINCIAL CONF.	10	SEE ALCOVE 208D DESCRIPTION.
213	PROVINCIAL SECY.	-	• NO WORK •
214	WORK ROOM	1	(1) 2'-0" X 4'-0" WOOD DOOR & FRAME AT SHAFT.
		2, 5	VANITY CABINET & SINK
		25	EXIST. BUILT IN WOOD STORAGE CABINET.
214A	ALCOVE	-	RELOCATE CABLE BUNDLE AT DOORWAY TRANSOM.
215	• NOT USED •	-	-

DEMO SCHEDULE

NUM.	ROOM NAME	KEYED NOTES	DESCRIPTION
216	PROVINCIAL OFF.	25	EXIST. WOOD CABINET W/ UPPER GLASS DISPLAY
217	PROVINCIAL OFF.	8	• AS NOTED •
218	PROVINCIAL OFF.	5	REMOVE AND RELOCATE CABINETS TO RM 214 (SEE SHEET A12)
		25	EXIST. WOOD STORAGE CABINETS
219	PROVINCIAL OFF.	5	FREE STANDING WOOD STORAGE CABINET
		8	• AS NOTED •
		10	EXIST. GWB STUD WALL - EXIST. WOOD BASE, CHAIR RAIL, AND CROWN MOULDING TO BE REMOVED & REUSED (ONE SIDE OF WALL ONLY)
218D	DEMO TOILET	2, 3, 9, 10	• AS NOTED •
		1	REMOVE DOOR TO OWNER INVENTORY
		14	2 X 2 CERAMIC TILE FLOOR
		15	4 X 4 CERAMIC WALL TILE TO 5'-0" AFF. (ALL WALLS)
5200	STAIR	7	• AS NOTED •
5201	STAIR	7	2nd FLOOR LANDING & TREADS / NOSING TO 1st FLOOR LANDING
5202	STAIR	-	• NO WORK •
5203	STAIR	7	• AS NOTED •

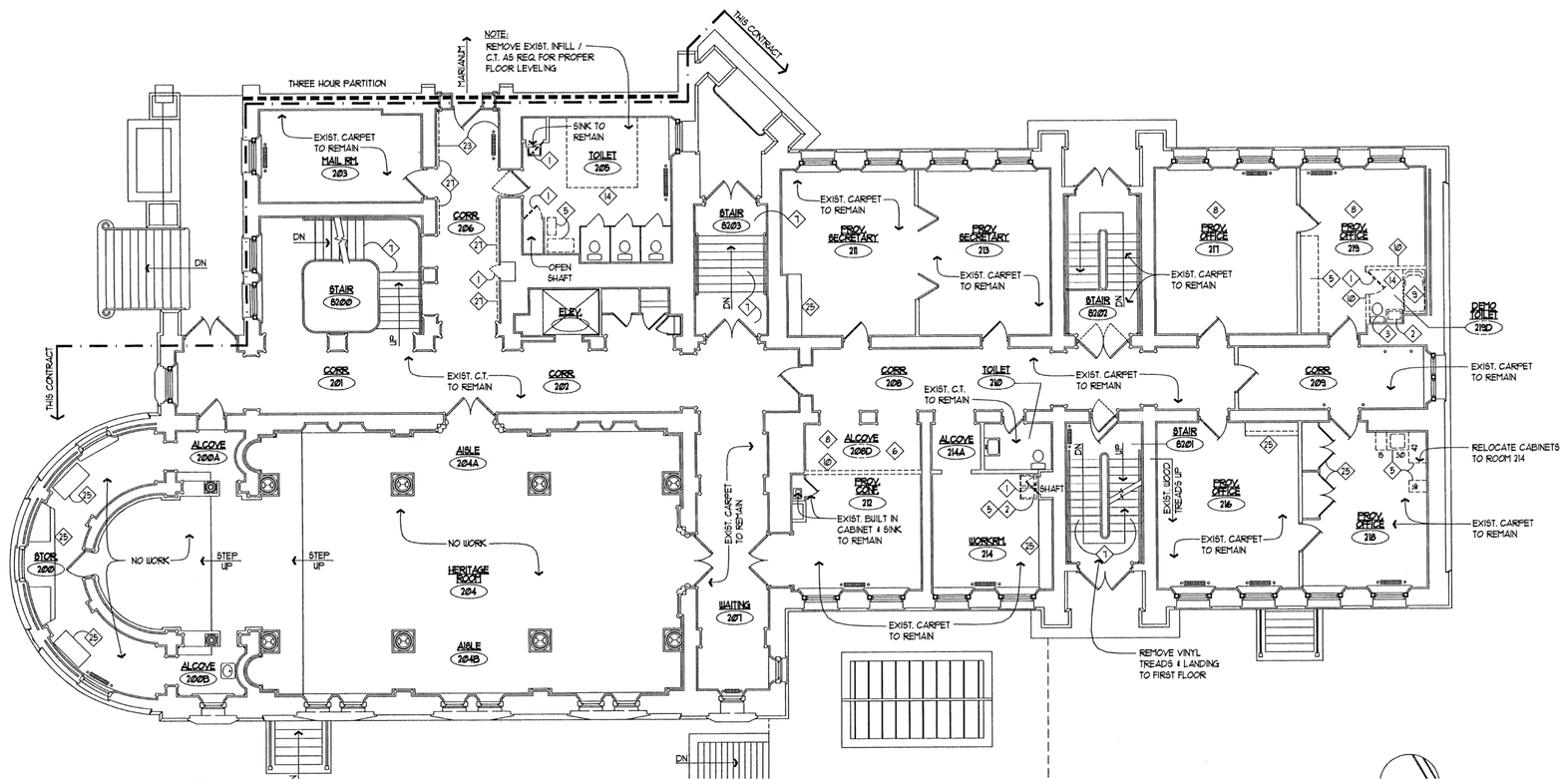

1. REMOVE EXIST. DOOR & FRAME
2. REMOVE EXIST. SINK & ASSOCIATED PIPING - CAP PIPING & DRAIN BELOW FINISH FLOOR.
3. REMOVE EXIST. TOILET & ASSOCIATED PIPING - CAP PIPING & DRAIN BELOW FINISH FLOOR
4. REMOVE STEEL FLOOR LID (MANHOLE COVER) - FILL W/ CRUSHED STONE & CAP W/ 4" CONC. (BLEND FINISH W/ ADJACENT SURFACE).
5. REMOVE EXIST. BUILT IN OR FREE STANDING CABINET, OR SHELVES
6. REMOVE EXIST. ACT & GRID (ABATE AS REQ.)
7. REMOVE EXIST. VINYL TREAD, LANDING, & METAL NOSING. EXIST. WOOD TREADS, & LANDINGS TO REMAIN & BE REFINISHED.
8. REMOVE EXIST. CARPET & PAD
9. REMOVE EXIST. BATH TUB & ASSOCIATED PIPING - CAP PIPING AND DRAIN BELOW FLOOR.
10. REMOVE EXIST. WALL PARTITION
11. REMOVE EXIST. LIGHT FIXTURES
12. REMOVE EXIST. WALL PANELING
13. REMOVE EXIST. PIPE CHASE
14. REMOVE EXIST. FLOORING (SEE SCHED. FOR MATERIAL)
15. REMOVE EXIST. WAINSCOATING & BASE (SEE SCHED. FOR MATERIAL)
16. REMOVE DAMAGED PLASTER AND PREP AREA TO RECEIVE NEW.
17. REMOVE EXIST. EQUIPMENT & ASSOCIATED PIPING / WIRING
18. REMOVE EXIST. WOOD RACK STORAGE UNITS.
19. REMOVE EXIST. WINDOW SYSTEM (SEE SCHED. FOR WINDOW TYPE)
20. REMOVE & REPLACE COLORED PANES OF GLASS W/ CLEAR VISION PANES. (SEE SCHED. FOR QUANTITY.)
21. REMOVE CEILING FAN & ELECTRICAL BOX PENETRATION - CAP ELECTRICAL ABOVE CEILING.
22. REMOVE WOOD PANELING, SILLS, FURRING, & WD. BEAD BOARD PANELING TO ORIGINAL PLASTER WALL.
23. NOT USED
24. NOT USED
25. EXIST. CABINET TO REMAIN
26. NOT USED
27. REMOVE WOOD HAND RAIL & ASSEMBLY - PATCH WALL FLUSH AT REMOVED MOUNTING BRACKETS - BLEND FINISH W/ ADJACENT
28. REMOVE PLUMBING AT WALL - CAP BELOW FIN. FLOOR
29. EXIST. RADIATOR TO REMAIN
30. REMOVE EXIST. SUSPENDED CURTAIN TRACK & ASSEMBLY
31. REMOVE RADIATOR & ASSOCIATED PIPES - CAP PIPES BELOW FINISH FLOOR (TYP.) PATCH FLOOR AS REQ.
32. REMOVE EXIST. FIREPLACE COMPONENTS (EG. TRIM, MANTLE, BASE, ETC.)

EPPSTEIN•UHEN ARCHITECTS

210 EAST MICHIGAN STREET
SUITE 100 • P.O. BOX 92728
MILWAUKEE, WISCONSIN 53202-0728
414-271-5350 • FAX 271-7794

Project

School Sisters of Notre Dame Castle – Phase 6

Sheet Title

Second Floor Demo Plan, Notes & Sechdules

Revisions

Item	Date	By

Project Architect	PWP
Drawn By	DJK
Project No.	92220-04F
Date	June 24, 1996
Sheet No.	

D1.2

DEMO SCHEDULE

NUM.	ROOM NAME	KEYED NOTES	DESCRIPTION
300	ALCOVE	-	• NO WORK •
301	BALCONY	-	• NO WORK •
302	ALCOVE	-	• NO WORK •
303	CONFERENCE	8	• AS NOTED •
		13	WOOD PANELED PIPE CHASE & FRAMING
304, A, B	BALCONY	-	• NO WORK •
305	TOILET	2, 9	• AS NOTED •
		1	(1) 2'-0" W X 4'-0" H WOOD DOOR & FRAME ON SHAFT
			(1) 1'-8"W X 5'-6" H WOOD DOOR & FRAME ON SHAFT
		10	METAL TOILET PARTITION.
306	CORRIDOR	-	• NO WORK •
307	CORRIDOR	-	• NO WORK •
308	CORRIDOR	1	METAL DOOR AT CHUTE - OPENING TO BE GWB INFILLED
309	STORAGE	-	• NO WORK •
311	CORRIDOR	10	FLOOR MOUNTED METAL PARTITION SCREEN
		27	ALL WOOD RAILINGS & BRACKETS - BOTH SIDES OF CORRIDOR
312	COMM. OFFICE	2	DOUBLE FAUCET SINK BASIN
		5	REMOVE EXIST COUNTERTOP ONLY. (BASE CABINET TO REMAIN)
		12	AT SOUTH WALL & SOFFIT - REMOVE PANELING & FRAMING.
313	PROVINCIAL CONF.	21	REMOVE (2) CEILING FANS - ELEC. PENETRATION TO REMAIN FOR INSTALL OF DECORATIVE LIGHTS.
		23	REMOVE EXIST. VUC (NORTH WALL ONLY)
			PREP EXIST. PLASTER WALL UNDER DEMO VUC - (NORTH WALL ONLY)
314	WORK ROOM	1	(1) WOOD DOOR & FRAME AT SHAFT
			(1) DOUBLE SWING WOOD DOOR AT ENTRY (DOOR ONLY)
		2	(2) WALL HUNG SINKS (FREE STANDING JANITOR SINK TO REMAIN)
		3	(2) FLOOR MOUNTED TANK TOILETS
		10	METAL TOILET PARTITION & DOORS
		17	(1) WASHER, (1) DRYER
		28	REMOVE PLUMBING AT SHAFT WALL - CAP BEHIND WALL

DEMO SCHEDULE

NUM.	ROOM NAME	KEYED NOTES	DESCRIPTION
315	DEVELOP. STOR.	2	• AS NOTED •
		13	WOOD PANELED PIPE CHASE & FRAMING
316	DEVELOP. OFF.	5	REMOVE CABINET FROM PREVIOUSLY REMOVED SINK
		6, 28	• AS NOTED •
317	DEVELOP. OFF.	11	(2) SUSPENDED SHOP FIXTURES
318	DEVELOP. OFF.	2	(1) WALL HUNG SINK
		11	(2) SUSPENDED SHOP FIXTURES
319	DEVELOP. OFF.	2	(1) WALL HUNG SINK
		5	DEMO MEDICINE CABINET ABOVE SINK
		11	(2) SUSPENDED SHOP FIXTURES
6300	STAIR	7	• AS NOTED •
6301	STAIR	7	• AS NOTED •

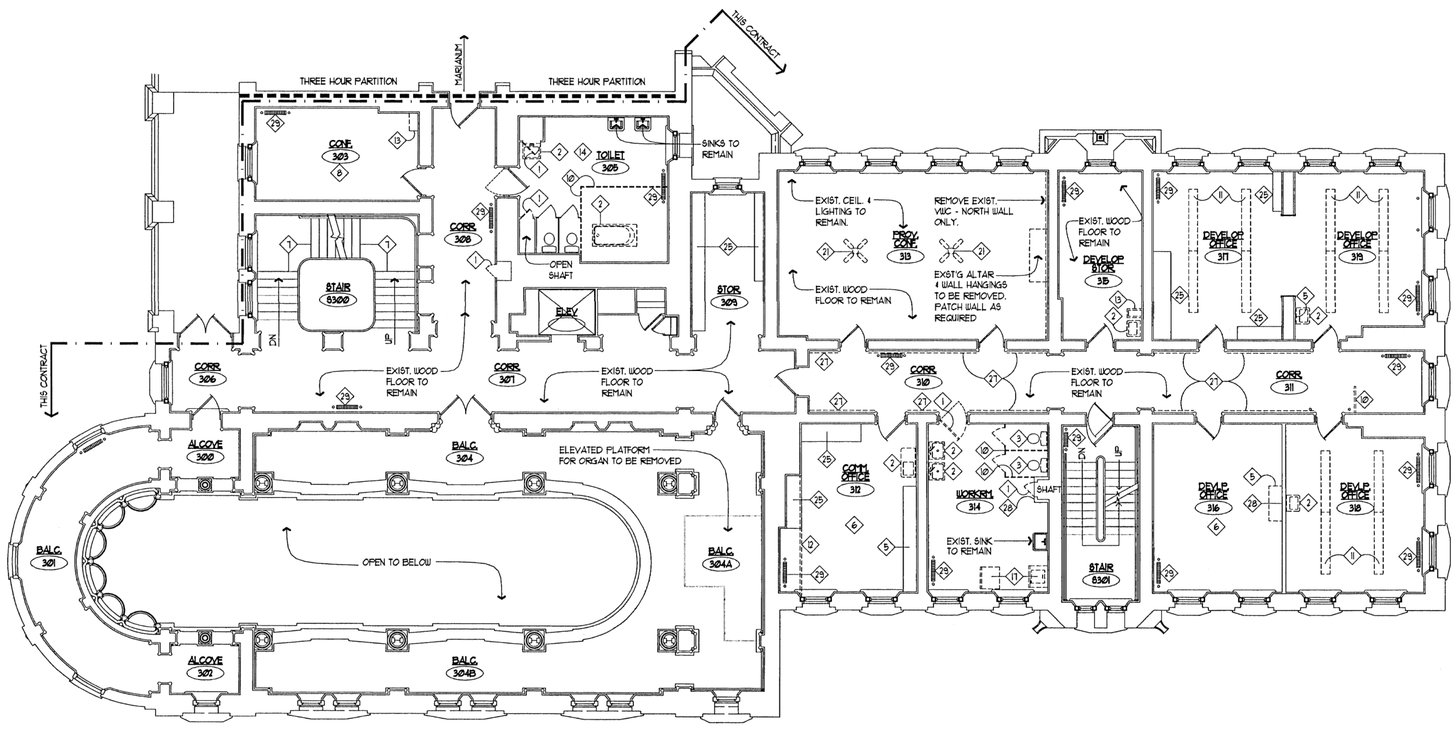

19 Third Floor Demo Plan
1/8" = 1'-0"

1. REMOVE EXIST. DOOR & FRAME
2. REMOVE EXIST. SINK & ASSOCIATED PIPING - CAP PIPING & DRAIN BELOW FINISH FLOOR.
3. REMOVE EXIST. TOILET & ASSOCIATED PIPING - CAP PIPING & DRAIN BELOW FINISH FLOOR
4. REMOVE STEEL FLOOR LID (MANHOLE COVER) - FILL W/ CRUSHED STONE & CAP W/ 4" CONC. (BLEND FINISH W/ ADJACENT SURFACE).
5. REMOVE EXIST. BUILT IN OR FREE STANDING CABINET, OR SHELVES
6. REMOVE EXIST. ACT & GRID (ABATE AS REQ.)
7. REMOVE EXIST. VINYL TREAD, LANDING, & METAL NOSING. EXIST. WOOD TREADS, & LANDINGS TO REMAIN & BE REFINISHED.
8. REMOVE EXIST. CARPET & PAD
9. REMOVE EXIST. BATH TUB & ASSOCIATED PIPING - CAP PIPING AND DRAIN BELOW FLOOR.
10. REMOVE EXIST. WALL PARTITION
11. REMOVE EXIST. LIGHT FIXTURES
12. REMOVE EXIST. WALL PANELING
13. REMOVE EXIST. PIPE CHASE
14. REMOVE EXIST. FLOORING (SEE SCHED. FOR MATERIAL)
15. REMOVE EXIST. WAINSCOATING & BASE (SEE SCHED. FOR MATERIAL)
16. REMOVE DAMAGED PLASTER AND PREP AREA TO RECEIVE NEW.
17. REMOVE EXIST. EQUIPMENT & ASSOCIATED PIPING / WIRING
18. REMOVE EXIST. WOOD RACK STORAGE UNITS.
19. REMOVE EXIST. WINDOW SYSTEM (SEE SCHED. FOR WINDOW TYPE)
20. REMOVE & REPLACE COLORED PANES OF GLASS W/ CLEAR VISION PANES. (SEE SCHED. FOR QUANTITY)
21. REMOVE CEILING FAN & ELECTRICAL BOX PENETRATION - CAP ELECTRICAL ABOVE CEILING.
22. REMOVE WOOD PANELING, SILLS, FURRING, & WD. BEAD BOARD PANELING TO ORIGINAL PLASTER WALL.
23. NOT USED
24. NOT USED
25. EXIST. CABINET TO REMAIN
26. NOT USED
27. REMOVE WOOD HAND RAIL & ASSEMBLY - PATCH WALL FLUSH AT REMOVED MOUNTING BRACKETS - BLEND FINISH W/ ADJACENT
28. REMOVE PLUMBING AT WALL - CAP BELOW FIN. FLOOR
29. EXIST. RADIATOR TO REMAIN
30. REMOVE EXIST. SUSPENDED CURTAIN TRACK & ASSEMBLY
31. REMOVE RADIATOR & ASSOCIATED PIPES - CAP PIPES BELOW FINISH FLOOR (TYP.) PATCH FLOOR AS REQ.
32. REMOVE EXIST. FIREPLACE COMPONENTS (E.G. TRIM, MANTLE, BASE, ETC.) AS REQ. TO ALLOW FLUSH GUB & STUD INFILL OF OPENING.
33. REMOVE EXIST. BASE (SEE DEMO SCHED. FOR MATERIAL)

EPPSTEIN•UHEN ARCHITECTS

210 EAST MICHIGAN STREET
SUITE 100 • P.O. BOX 92728
MILWAUKEE, WISCONSIN 53202-0728
414-271-5350 • FAX 271-7794

Project

School Sisters of Notre Dame Castle – Phase 6

Sheet Title

Third Floor Demo Plan, Notes & Schedule

Revisions

Item	Date	By

Project Architect	PWP
Drawn By	DJK
Project No.	92220-04F
Date	June 24, 1996
Sheet No.	**D1.3**

DEMO SCHEDULE

NUM.	ROOM NAME	KEYED NOTES	DESCRIPTION
400	CONFERENCE	1	RELOCATE DOOR, FRAME & TRANSOM TO DOOR 212A
		2, 8	* AS NOTED *
400A, B	STORAGE	-	* NO WORK *
400D	DEMO CORR.	1, 10	SHARED STUD WALL & DOOR W/ 402
401	STORAGE	8, 10	* AS NOTED *
401D	DEMO	8, 10	* AS NOTED *
402	OFFICE	1	RELOCATE DOOR TO 214A - (FRAME & TRANSOM TO OWNER INVENTORY)
		2, 8, 10	* AS NOTED *
403	CONFERENCE	13	WOOD PANELED PIPE CHASE
		16	REMOVE DAMAGED PLASTER IN APPROX. AREA SHOWN
404	ASSOCIATE	2, 8, 10	* AS NOTED *
		1	RELOCATE DOOR & FRAME TO ROOM 402
404D	DEMO ROOM	2, 8, 10	* AS NOTED *
		1	RELOCATE DOOR & FRAME TO ROOM 404
405	TOILET	1	(1) 2'-0" W X 4'-0" H WOOD DOOR & FRAME AT SHAFT (1) 1'-8" W X 5'-6" H WOOD DOOR & FRAME AT SHAFT
		9	* AS NOTED *
		10	METAL TOILET PARTIONS & DOORS
406	VOCATIONS	2, 8, 10	* AS NOTED *
		1	RELOCATE DOOR & FRAME TO ROOM 406
406D	DEMO	2, 8, 10	* AS NOTED *
		1	RELOCATE DOOR & FRAME TO ROOM 408
407	NEW		
408	LAY VOLUNTEER	1, 2, 8, 10	* AS NOTED *
		1	RELOCATE DOOR & FRAME TO 510
		5	REMOVE PORTION OF RAISED FLOOR RUN WOOD PIPE CHASE TO ALLOW
			TO ALLOW FOR INSTALL OF NEW CORRIDOR WALL.
		32	* AS NOTED *
408D	DEMO	2, 10	* AS NOTED *
		1	RELOCATE DOOR & FRAME TO ROOM 407
409A, B	NEW		
410	STORAGE	-	* NO WORK *

DEMO SCHEDULE

NUM.	ROOM NAME	KEYED NOTES	DESCRIPTION
411	CONFERENCE	2	* AS NOTED *
412	WELLNESS	2, 10	* AS NOTED *
412D	DEMO ROOM	1	REMOVE (1) 2'-6" X 6'-8" DOOR & FRAME TO OWNER INVENTORY
		2	* AS NOTED *
413	COMPUTER	1	REMOVE (1) 2'-4" X 7'-0" WOOD DOOR & FRAME TO OWNER INVENTORY
		2, 10	* AS NOTED *
413D	DEMO ROOM	2, 10	* AS NOTED *
414	WORK ROOM	2, 3, 9	* AS NOTED *
		10	METAL TOILET PARTIONS & DOORS
		1	(1) 2'-0" X 4'-0" WOOD DOOR & FRAME ON SHAFT
415	COMPUTER STOR.	14	EXIST. LINOLEUM / SHEET VINYL - EXIST. WOOD FLOOR UNDERNEATH TO BE REFINISHED.
416	OFFICE	2	* AS NOTED *
417	COMPUTER OFFICE	1	REMOVE (1) 2'-4" X 7'-0" WOOD DOOR & FRAME TO OWNER INVENTORY
		2	* AS NOTED *
		10	EXIST. WOOD BASE & CHAIR RAIL TO BE SAVED.
417D	DEMO ROOM	1	REMOVE (1) 2'-4" X 7'-0" WOOD DOOR & FRAME TO OWNER INVENTORY
		2	* AS NOTED *
		10	EXIST. WOOD BASE & CHAIR RAIL TO BE SAVED.
418	PERSONEL	2	* AS NOTED *
418A	OFFICE	2	* AS NOTED *
418B	STORAGE	2	* AS NOTED *
419	COMPUTER OFFICE	8	* AS NOTED *
419D	DEMO	8	* AS NOTED *
420	CORRIDOR	14	VINLY FLOOR AT STAIR BASE - APPROX AREA SHOWN HATCHED.
		16	REMOVE DAMAGED PLASTER ABOVE AROUND EXIST. DOOR OPENING
		34	* AS NOTED *
421	CORRIDOR	10	FLOOR MOUNTED METAL PARTITION
		27	ALL WOOD RAILINGS & BRACKET - BOTH SIDES OF CORRIDOR
422	CORRIDOR	1	METAL DOOR AT CHUTE - OPENING TO BE GWB INFILLED.
540Ø	STAIR	7	* AS NOTED *
540I	STAIR	-	* NO WORK *

GENERAL NOTE: (FOURTH FLOOR)
* REMOVE EXIST. VINYL BASE ON GWB WALLS, ROOMS 400, 400D, 401, 401D, 402, 404, 404D, 406, 406D, 408, 408D

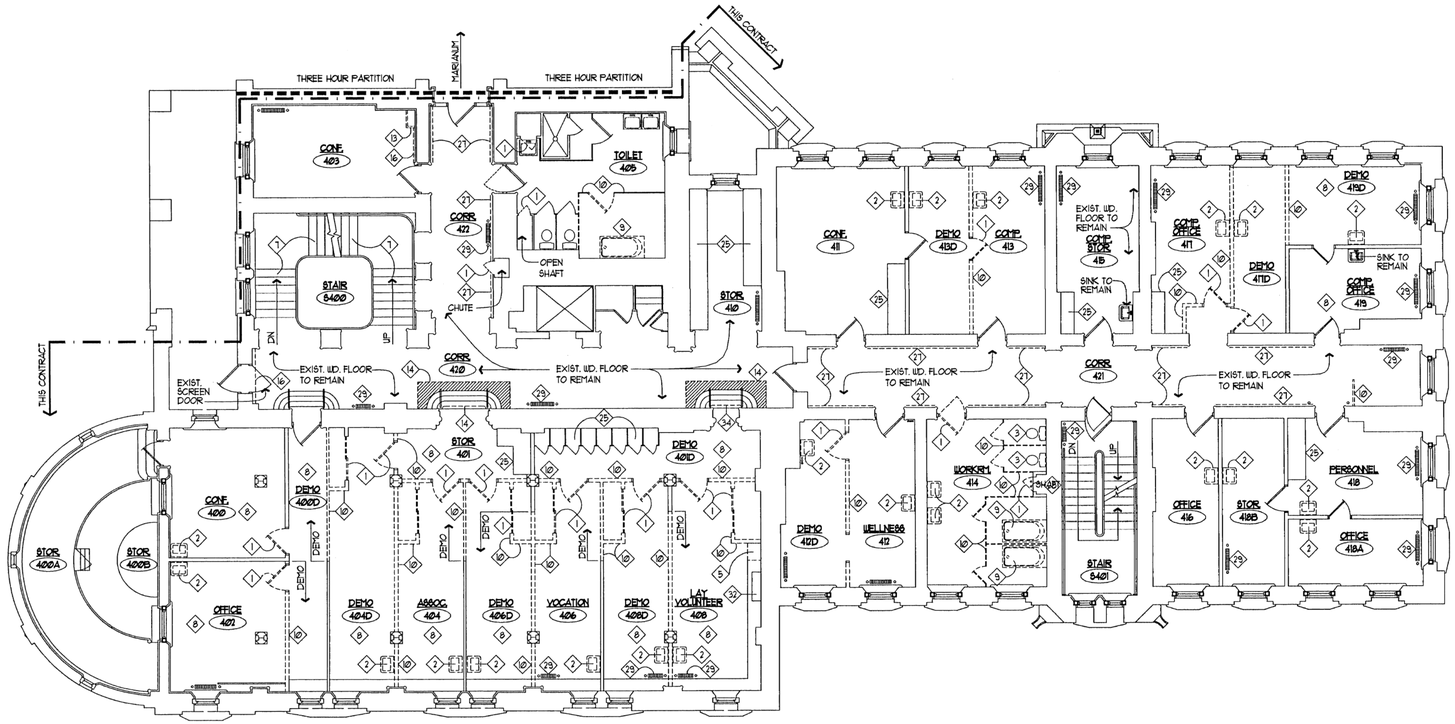

1. REMOVE EXIST. DOOR & FRAME
2. REMOVE EXIST. SINK & ASSOCIATED PIPING - CAP PIPING & DRAIN BELOW FINISH FLOOR.
3. REMOVE EXIST. TOILET & ASSOCIATED PIPING - CAP PIPING & DRAIN BELOW FINISH FLOOR
4. REMOVE STEEL FLOOR LID (MANHOLE COVER) - FILL W/ CRUSHED STONE & CAP W/ 4" CONC. (BLEND FINISH W/ ADJACENT SURFACE).
5. REMOVE EXIST. BUILT IN OR FREE STANDING CABINET, OR SHELVES
6. REMOVE EXIST. ACT & GRID (ABATE AS REQ.)
7. REMOVE EXIST. VINYL TREAD, LANDING, & METAL NOSING. EXIST. WOOD TREADS, & LANDINGS TO REMAIN & BE REFINISHED.
8. REMOVE EXIST. CARPET & PAD
9. REMOVE EXIST. BATH TUB & ASSOCIATED PIPING - CAP PIPING AND DRAIN BELOW FLOOR.
10. REMOVE EXIST. WALL PARTITION
11. REMOVE EXIST. LIGHT FIXTURES
12. REMOVE EXIST. WALL PANELING
13. REMOVE EXIST. PIPE CHASE
14. REMOVE EXIST. FLOORING (SEE SCHED. FOR MATERIAL)
15. REMOVE EXIST. WAINSCOATING & BASE (SEE SCHED. FOR MATERIAL)
16. REMOVE DAMAGED PLASTER AND PREP AREA TO RECEIVE NEW.
17. REMOVE EXIST. EQUIPMENT & ASSOCIATED PIPING / WIRING
18. REMOVE EXIST. WOOD RACK STORAGE UNITS.
19. REMOVE EXIST. WINDOW SYSTEM (SEE SCHED. FOR WINDOW TYPE)
20. REMOVE & REPLACE COLORED PANES OF GLASS W/ CLEAR VISION PANES. (SEE SCHED. FOR QUANTITY)
21. REMOVE CEILING FAN & ELECTRICAL BOX PENETRATION - CAP ELECTRICAL ABOVE CEILING.
22. REMOVE WOOD PANELING, SILLS, FURRING, & WD. BEAD BOARD PANELING TO ORIGINAL PLASTER WALL.
23. NOT USED
24. NOT USED
25. EXIST. CABINET TO REMAIN
26. NOT USED
27. REMOVE WOOD HAND RAIL & ASSEMBLY - PATCH WALL FLUSH AT REMOVED MOUNTING BRACKETS - BLEND FINISH W/ ADJACENT
28. REMOVE PLUMBING AT WALL - CAP BELOW FIN. FLOOR
29. EXIST. RADIATOR TO REMAIN
30. REMOVE EXIST. SUSPENDED CURTAIN TRACK & ASSEMBLY
31. REMOVE RADIATOR & ASSOCIATED PIPES - CAP PIPES BELOW FINISH FLOOR (TYP.) PATCH FLOOR AS REQ.
32. REMOVE EXIST. FIREPLACE COMPONENTS (E.G. TRIM, MANTLE, BASE, ETC.) AS REQ. TO ALLOW FLUSH GWB & STUD WALL OF OPENING

EPPSTEIN•UHEN
ARCHITECTS

210 EAST MICHIGAN STREET
SUITE 100 • P.O. BOX 92726
MILWAUKEE, WISCONSIN 53202-0726
414-271-5350 • FAX 271-7794

Project

School Sisters of Notre Dame Castle – Phase 6

Sheet Title

Fourth Floor Demo Plan, Notes & Schedule

Revisions

Item	Date	By

Project Architect	PWP
Drawn By	DJK
Project No.	92220-04F
Date	June 24, 1996
Sheet No.	

D1.4

DEMO SCHEDULE

NUM.	ROOM NAME	KEYED NOTES	DESCRIPTION
500	GLOBAL JUSTICE	2	REMOVE CERAMIC TILE SPLASH UNDER SINK (IN ADDITION TO SINK)
		8	* AS NOTED *
501	CORRIDOR	8	* AS NOTED *
501A	CLOSET	-	* NO WORK *
501B	CORRIDOR	8	* AS NOTED *
502	OFFICE	2	REMOVE CERAMIC WALL TILE SPLASH UNDER SINK (IN ADDITION TO SINK)
		8	* AS NOTED *
503	CONFERENCE	2	* AS NOTED *
504	CONFERENCE	2	REMOVE CERAMIC WALL TILE SPLASH UNDER SINK (IN ADDITION TO SINK)
		8	* AS NOTED *
		33	EXIST. VINYL BASE (ALL GWB STUD WALLS)
505	TOILET	1	(1) 2'-0"W X 4'-0" H WOOD DOOR & FRAME AT SHAFT
			(1) 1'-8" W X 5'-6" H WOOD DOOR & FRAME AT SHAFT
		9	* AS NOTED *
506	PURCHASING	2	REMOVE CERAMIC WALL TILE SPLASH UNDER SINK (IN ADDITION TO SINK)
		8	* AS NOTED *
		33	EXIST. VINYL BASE (ALL GWB STUD WALLS)
507	CORRIDOR	1	METAL DOOR ON CHUTE - OPENING TO BE GWB INFILLED
		27	ALL CORRIDOR WALLS
508	FINANCE	2	REMOVE CERAMIC WALL TILE SPLASH UNDER SINK (IN ADDITION TO SINK)
		8	* AS NOTED *
		33	EXIST. VINYL BASE (ALL GWB STUD WALLS)
509	STORAGE	-	* NO WORK *
510	FINANCE OFFICE	1	RELOCATE (1) 3'-0" X 7'-0" SCWD & FRAME TO RM 400
511	FINANCE OFFICE	2	* AS NOTED *
512	FINANCE OFFICE	2	* AS NOTED *
513	FINANCE OFFICE	2	* AS NOTED *
514	FINANCE OFFICE	2, 3, 9	* AS NOTED *
		10	METAL TOILET PARTITION AND DOORS
		1	(10 2'-0" W X 4'-0" H WOOD DOOR & FRAME AT SHAFT
515	WORK ROOM	2	* AS NOTED *
516	FINANCE OFFICE	2	* AS NOTED *

DEMO SCHEDULE

NUM.	ROOM NAME	KEYED NOTES	DESCRIPTION
517	FINANCE OFFICE	2	* AS NOTED *
518	FINANCE OFFICE	2, 30, 31	* AS NOTED *
518D	DEMO ROOM	1, 2	* AS NOTED *
		10	EXIST. GWB STUD WALL
519	FINANCE OFFICE	2, 30, 31	* AS NOTED *
519D	DEMO ROOM	1, 2	* AS NOTED *
		10	EXIST. GWB STUD WALL
520	CORRIDOR	-	* NO WORK *
521	CORRIDOR	27	ALL CORRIDOR WALLS
550	STAIR	7	* AS NOTED *
		16	REMOVE DAMAGED PLASTER BELOW & AROUND WINDOW.
550	STAIR	7	* AS NOTED *
550	STAIR	-	* NO WORK *

GENERAL NOTE: (FIFTH FLOOR)
* REMOVE ALL EXIST. VINYL BASE AT GWB WALLS ROOMS: 500, 501, 501B, 502, 504, 506, 508, 510. EXIST. WOOD BASE TO REMAIN AT ALL EXIST. PLASTER WALLS.

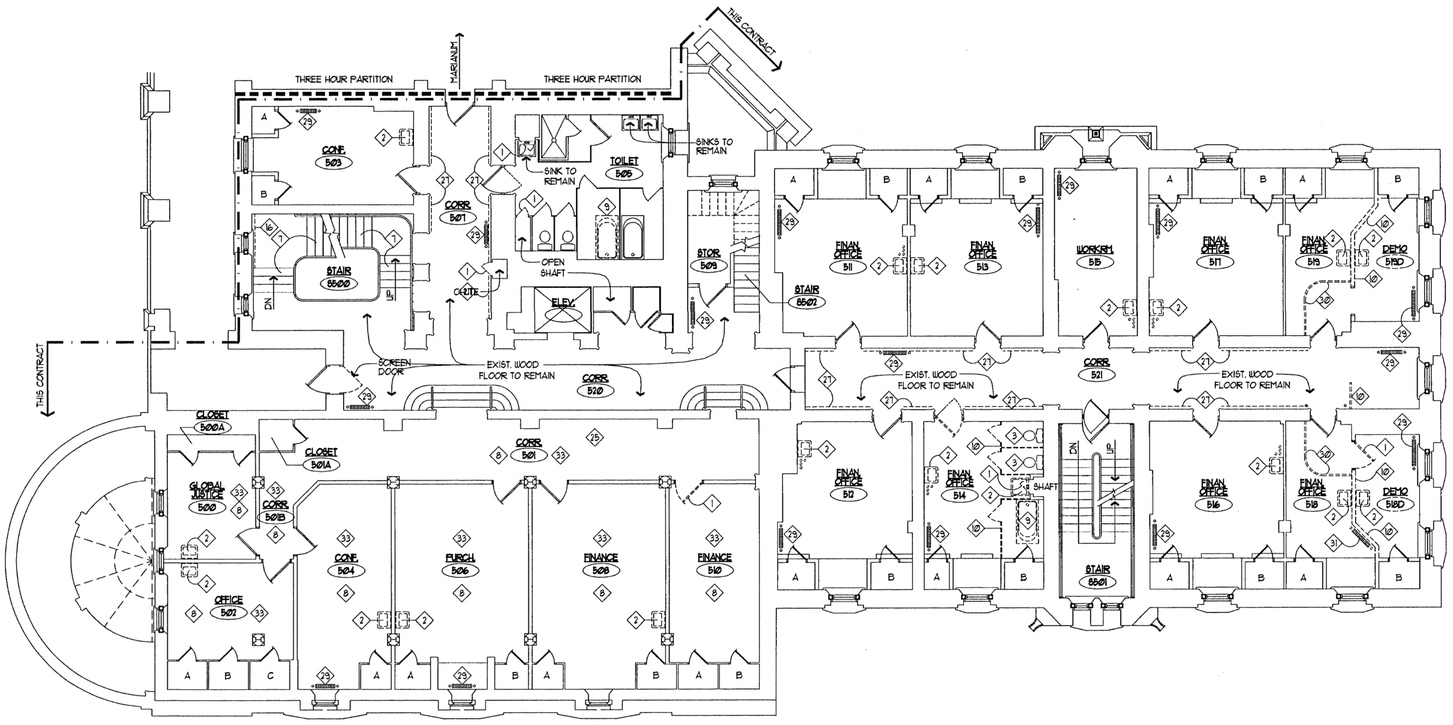

19 Fifth Floor Demo Plan
1/8" = 1'-0"

1 REMOVE EXIST. DOOR & FRAME
2 REMOVE EXIST. SINK & ASSOCIATED PIPING - CAP PIPING & DRAIN BELOW FINISH FLOOR.
3 REMOVE EXIST. TOILET & ASSOCIATED PIPING - CAP PIPING & DRAIN BELOW FINISH FLOOR
4 REMOVE STEEL FLOOR LID (MANHOLE COVER) - FILL W/ CRUSHED STONE & CAP W/ 4" CONC. (BLEND FINISH W/ ADJACENT SURFACE)
5 REMOVE EXIST. BUILT IN OR FREE STANDING CABINET, OR SHELVES
6 REMOVE EXIST. ACT & GRID (ABATE AS REQ.)
7 REMOVE EXIST. VINYL TREAD, LANDING, & METAL NOSING. EXIST. WOOD TREADS, & LANDINGS TO REMAIN & BE REFINISHED.
8 REMOVE EXIST. CARPET & PAD
9 REMOVE EXIST. BATH TUB & ASSOCIATED PIPING - CAP PIPING AND DRAIN BELOW FLOOR.
10 REMOVE EXIST. WALL PARTITION
11 REMOVE EXIST. LIGHT FIXTURES
12 REMOVE EXIST. WALL PANELING
13 REMOVE EXIST. PIPE CHASE
14 REMOVE EXIST. FLOORING (SEE SCHED. FOR MATERIAL)
15 REMOVE EXIST. WAINSCOATING & BASE (SEE SCHED. FOR MATERIAL)
16 REMOVE DAMAGED PLASTER AND PREP AREA TO RECEIVE NEW.
17 REMOVE EXIST. EQUIPMENT & ASSOCIATED PIPING / WIRING
18 REMOVE EXIST. WOOD RACK STORAGE UNITS.
19 REMOVE EXIST. WINDOW SYSTEM (SEE SCHED. FOR WINDOW TYPE)
20 REMOVE & REPLACE COLORED PANES OF GLASS W/ CLEAR VISION PANES. (SEE SCHED. FOR QUANTITY)
21 REMOVE CEILING FAN & ELECTRICAL BOX PENETRATION - CAP ELECTRICAL ABOVE CEILING.
22 REMOVE WOOD PANELING, SILLS, FURRING, & WD. BEAD BOARD PANELING TO ORIGINAL PLASTER WALL.
23 NOT USED
24 NOT USED
25 EXIST. CABINET TO REMAIN
26 NOT USED
27 REMOVE WOOD HAND RAIL & ASSEMBLY - PATCH WALL FLUSH AT REMOVED MOUNTING BRACKETS - BLEND FINISH W/ ADJACENT
28 REMOVE PLUMBING AT WALL - CAP BELOW FIN. FLOOR
29 EXIST. RADIATOR TO REMAIN
30 REMOVE EXIST. SUSPENDED CURTAIN TRACK & ASSEMBLY
31 REMOVE RADIATOR & ASSOCIATED PIPES - CAP PIPES BELOW FINISH FLOOR (TYP.) PATCH FLOOR AS REQ.
32 REMOVE EXIST. FIREPLACE COMPONENTS (E.G. TRIM, MANTLE, BASE, ETC.) AS REQ. TO ALLOW FLUSH GWB & STUD INFILL OF OPENING.
33 REMOVE EXIST. BASE (SEE DEMO SCHED. FOR MATERIAL)

EPPSTEIN•UHEN ARCHITECTS

210 EAST MICHIGAN STREET
SUITE 100 • P.O. BOX 92728
MILWAUKEE, WISCONSIN 53202-0728
414-271-5350 • FAX 271-7794

Project
School Sisters of Notre Dame Castle – Phase 6

Sheet Title
Fifth Floor Demo Plan, Notes & Schedule

Revisions

Item	Date	By

Project Architect PWP
Drawn By DJK
Project No. 92220-04F
Date June 24, 1996
Sheet No.
D1.5

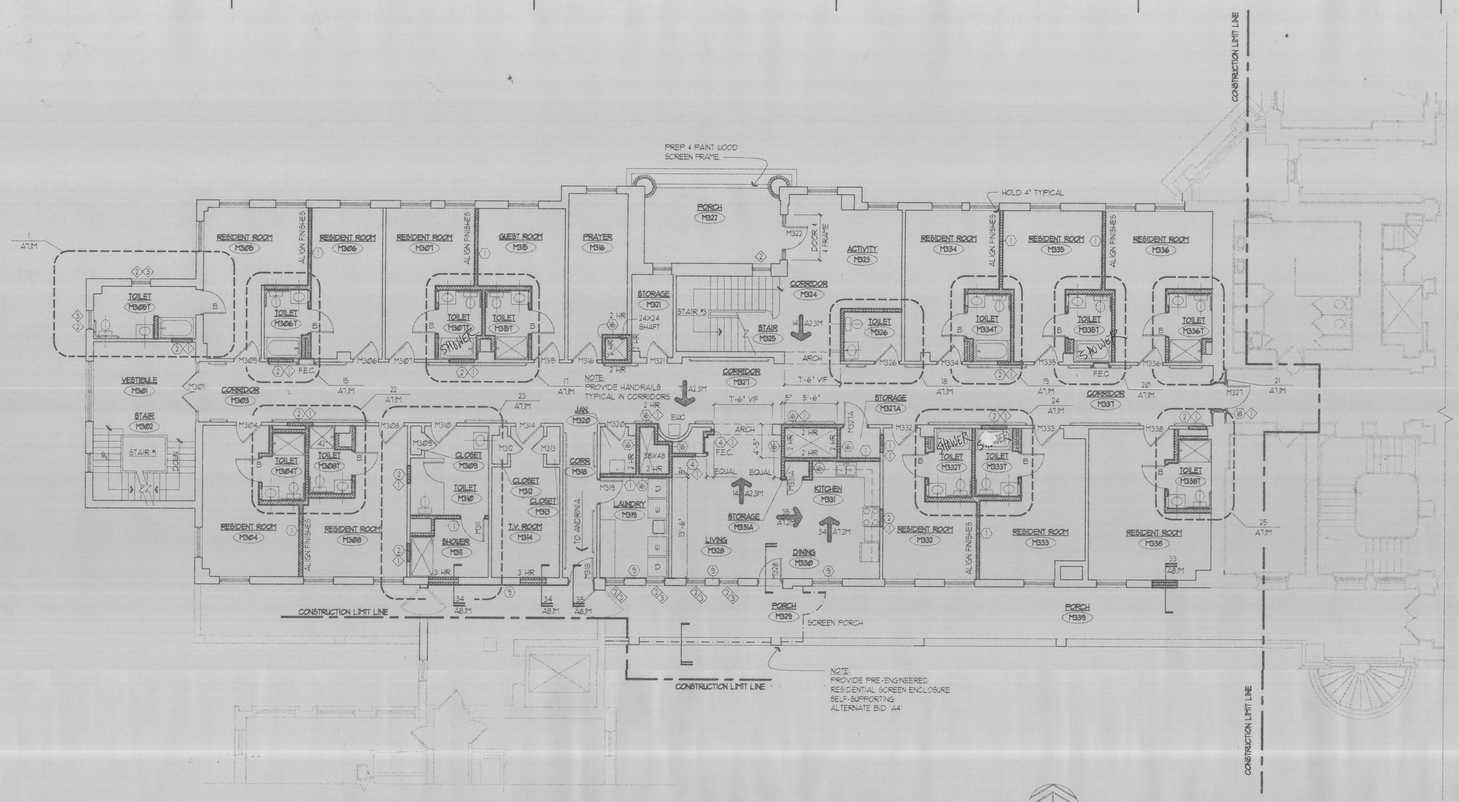

19 Third Floor Plan – Marianum
1/8" = 1'-0"

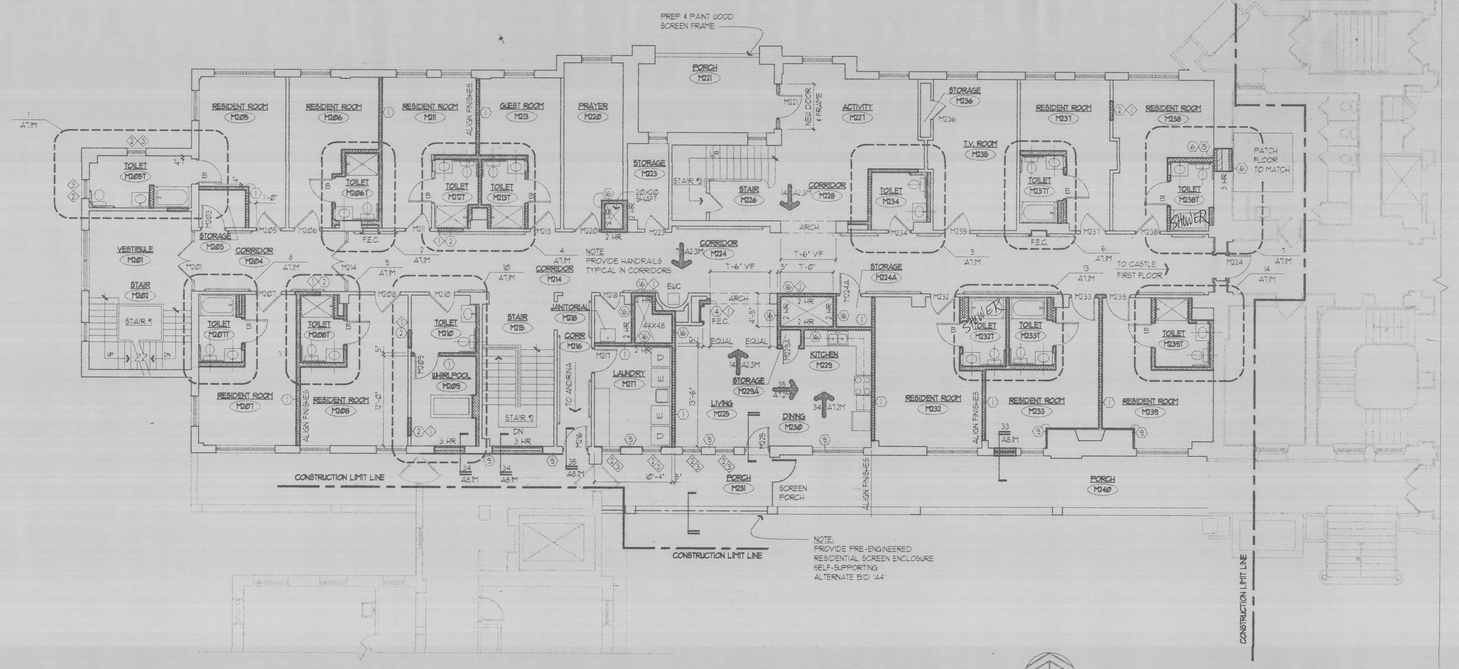

33 Second Floor Plan – Marianum
1/8" = 1'-0"

GENERAL NOTES

1. PROVIDE BLOCKING FOR ALL NEW HANDRAILS.
2. SEE ALTERNATE BID # 'A8' FOR FULL BRICK CLEANING
3. SEE ALTERNATE BID # 'A3' FOR SCRAPING & PAINTING ALL EXTERIOR LINTELS

KEY NOTES

1. SEE WALL TYPES
2. GWB FINISH (BOTH SIDES, BOTH ENDS) TO MATCH/ BLEND WITH ADJACENT SURFACES.
3. PROVIDE 3/8" CLEAR TRANSLUCENT GLASS
4. PROVIDE NEW PLASTIC LAM. SILL
5. PROVIDE 3/8" CLEAR OPAQUE GLASS
6. PROVIDE NEW CABINETS TO BE FULL WOOD W/ EXISTING LEAD GLASS DOOR REINSTALLED. MATCH ALL EXISTING DETAILS AND WOOD SPECIES.

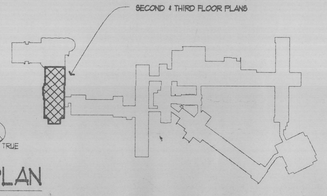

KEY PLAN

EPPSTEIN KELLER UHEN INC
ARCHITECTS

210 EAST MICHIGAN STREET
SUITE 100 • P.O. BOX 92728
MILWAUKEE, WISCONSIN 53202-0728
414-271-5350 • FAX 271-7784

Project
SCHOOL SISTERS OF NOTRE DAME – MARIANUM

Sheet Title
SECOND & THIRD FLOOR PLANS

Revisions

Item	Date	By

Project Architect	MPC
Drawn By	GRG
Project No.	1-92220-04C
Date	13 OCT. 1994
Sheet No.	A1.2M

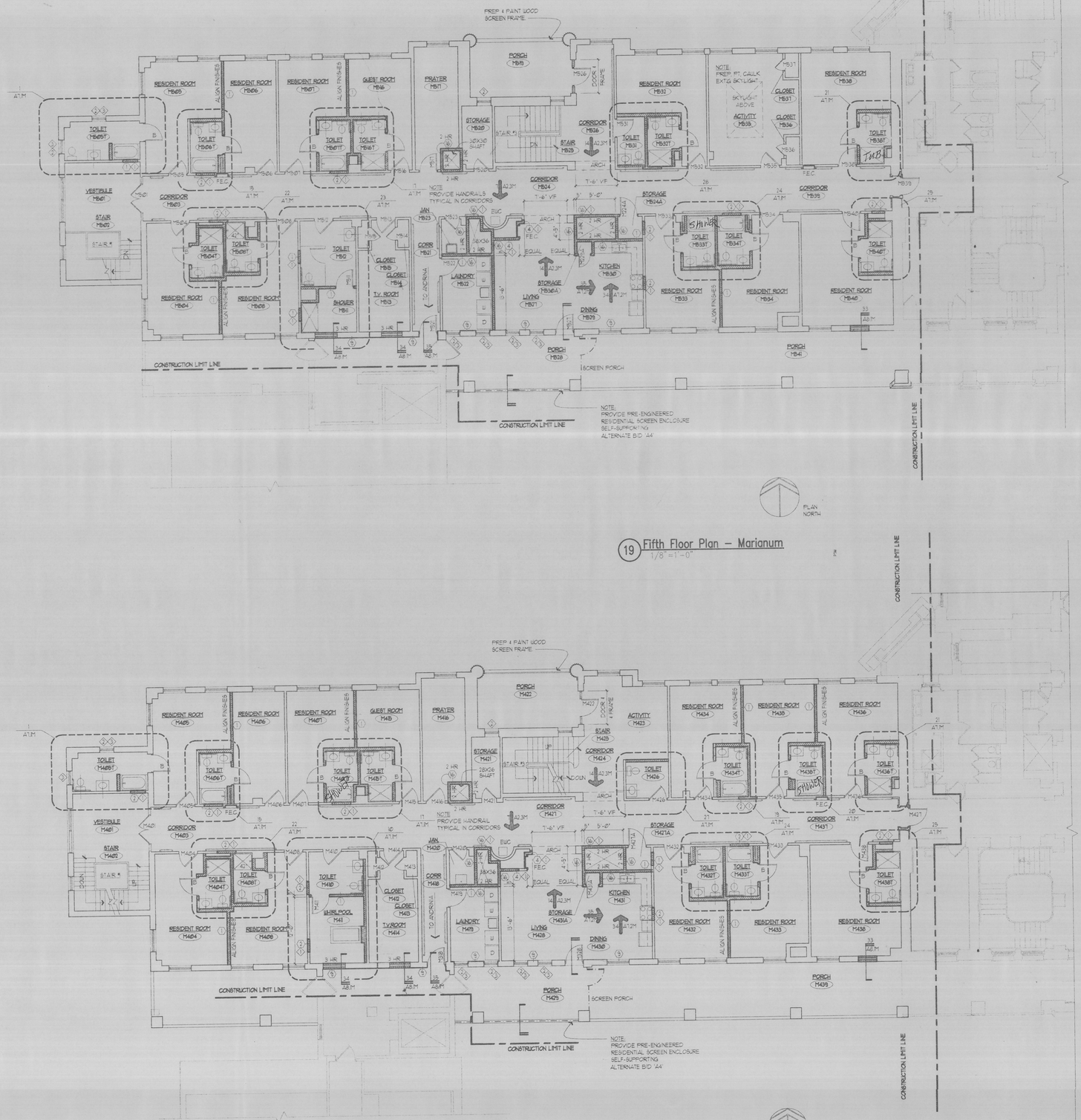

19 Fifth Floor Plan – Marianum
1/8" = 1'-0"

33 Fourth Floor Plan – Marianum
1/8" = 1'-0"

GENERAL NOTES

1. PROVIDE BLOCKING FOR ALL NEW HANDRAILS.
2. SEE ALTERNATE BID # 'A8' FOR FULL BRICK CLEANING
3. SEE ALTERNATE BID # 'A3' FOR SCRAPING & PAINTING ALL EXTERIOR LINTELS

KEY NOTES

○ SEE WALL TYPES

① GWB FINISH (BOTH SIDES, BOTH ENDS) TO MATCH/ BLEND WITH ADJACENT SURFACES.

② PROVIDE 5/8" CLEAR TRANSLUCENT GLASS

③ PROVIDE NEW PLASTIC LAM. SILL

④ PROVIDE 5/8" CLEAR OPAQUE GLASS

⑤ PROVIDE NEW CABINETS TO BE FULL WOOD W/ EXISTING LEAD GLASS DOOR REINSTALLED. MATCH ALL EXISTING DETAILS AND WOOD SPECIES.

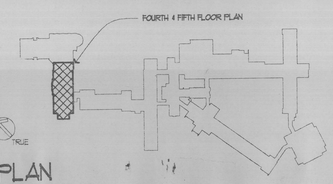

KEY PLAN

EPPSTEIN KELLER UHEN INC
ARCHITECTS

210 EAST MICHIGAN STREET
SUITE 100 • P.O. BOX 92728
MILWAUKEE, WISCONSIN 53202-0728
414-271-5350 • FAX 271-7794

Project
SCHOOL SISTERS OF NOTRE DAME – MARIANUM

Sheet Title
FOURTH & FIFTH FLOOR PLANS

Revisions

Item	Date	By

Project Architect	MPC
Drawn By	GRG
Project No.	1-92220-04C
Date	13 OCT. 1994
Sheet No.	A1.3M

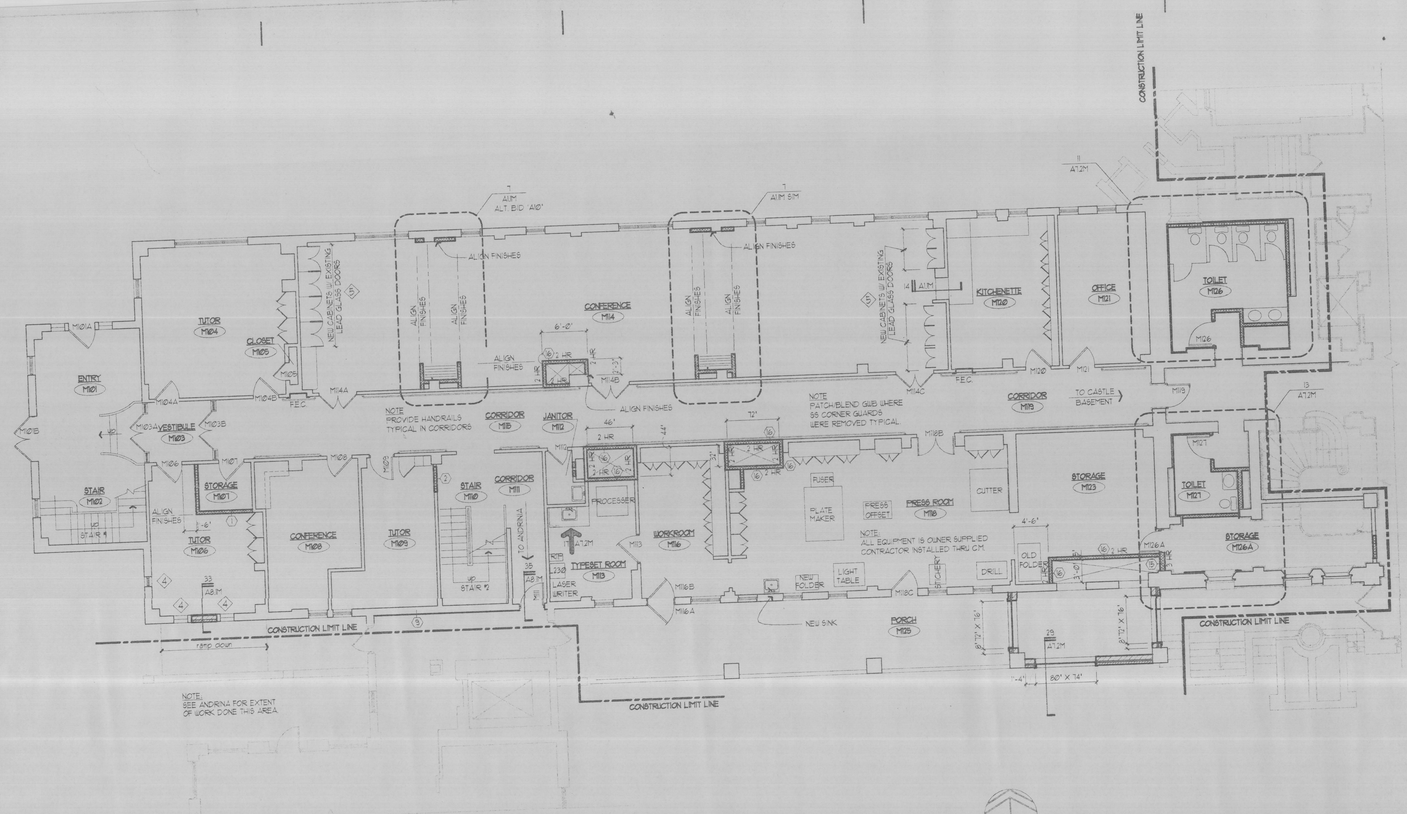

19 First Floor Plan – Marianum
1/8" = 1'-0"

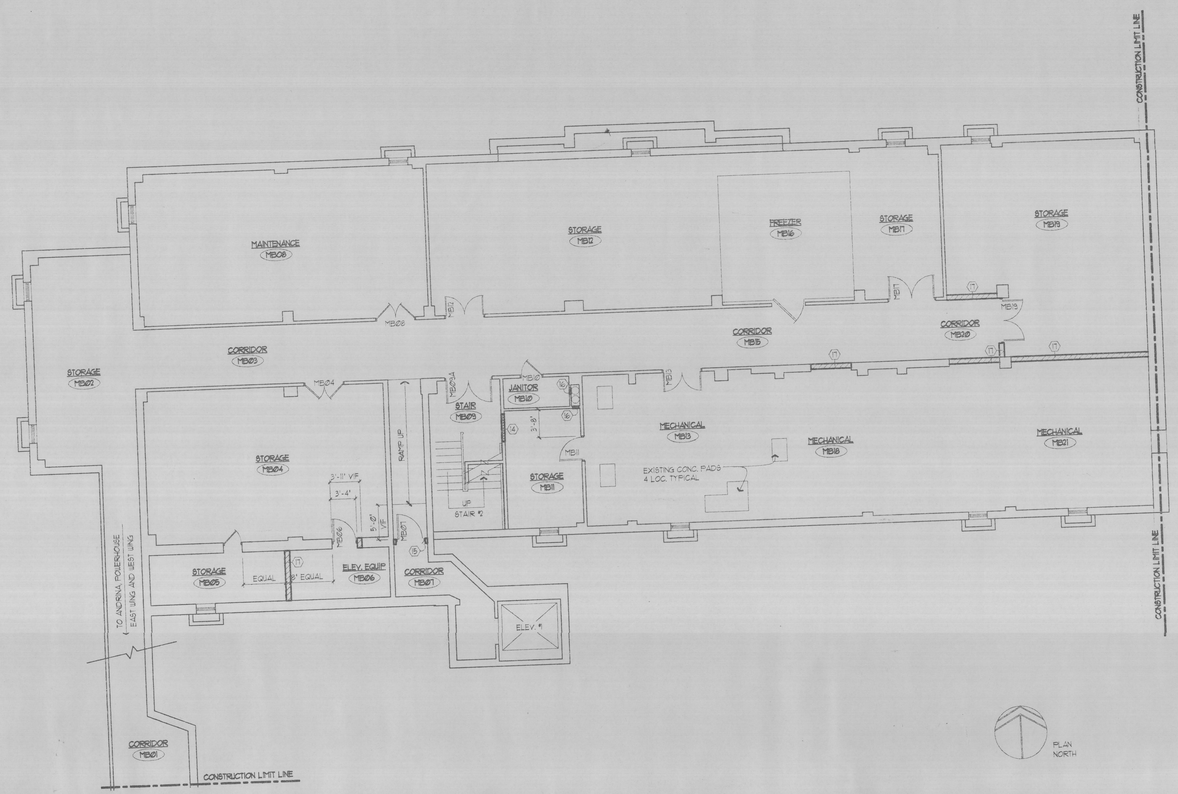

33 Basement Floor Plan – Marianum
1/8" = 1'-0"

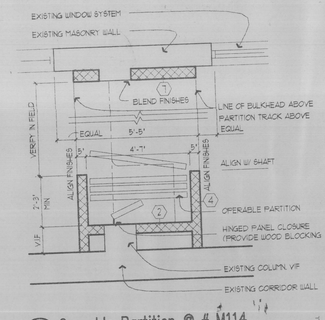

7 Operable Partition @ # M114
3/8" = 1'-0"

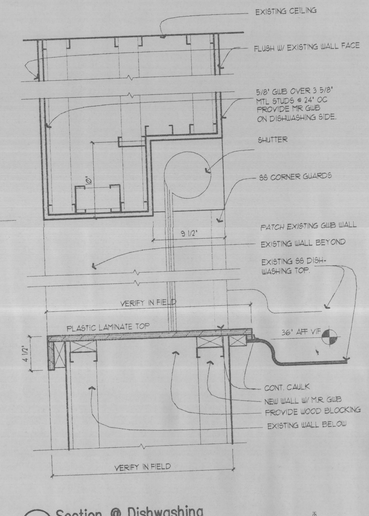

14 Section @ Dishwashing
1 1/2" = 1'-0"

GENERAL NOTES

1. PROVIDE BLOCKING FOR ALL NEW HANDRAILS.
2. SEE ALTERNATE BID # 'A8' FOR FULL BRICK CLEANING
3. SEE ALTERNATE BID # 'A5' FOR SCRAPING & PAINTING ALL EXTERIOR LINTELS

KEY NOTES

- ⬡ SEE WALL TYPES
- ◇1 GWB FINISH (BOTH SIDES, BOTH ENDS) TO MATCH/ BLEND WITH ADJACENT SURFACES.
- ◇2 PROVIDE 5/8" CLEAR TRANSLUCENT GLASS
- ◇3 PROVIDE NEW PLASTIC LAM. SILL
- ◇4 PROVIDE 5/8" CLEAR OPAQUE GLASS
- ◇5 PROVIDE NEW CABINETS TO BE FULL WOOD W/ EXISTING LEAD GLASS DOOR REINSTALLED. MATCH ALL EXISTING DETAILS AND WOOD SPECIES.

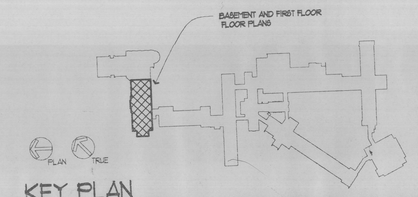

KEY PLAN

EPPSTEIN KELLER UHEN INC
ARCHITECTS
210 EAST MICHIGAN STREET
SUITE 100 • P.O. BOX 92728
MILWAUKEE, WISCONSIN 53202-0728
414-271-5350 • FAX 271-7794

Project
SCHOOL SISTERS OF NOTRE DAME – MARIANUM

Sheet Title
BASEMENT & FIRST FLOOR PLANS

Revisions

Item	Date	By

Project Architect	MPC
Drawn By	GRG
Project No.	1-92220-04C
Date	13 OCT. 1994
Sheet No.	A1.1M

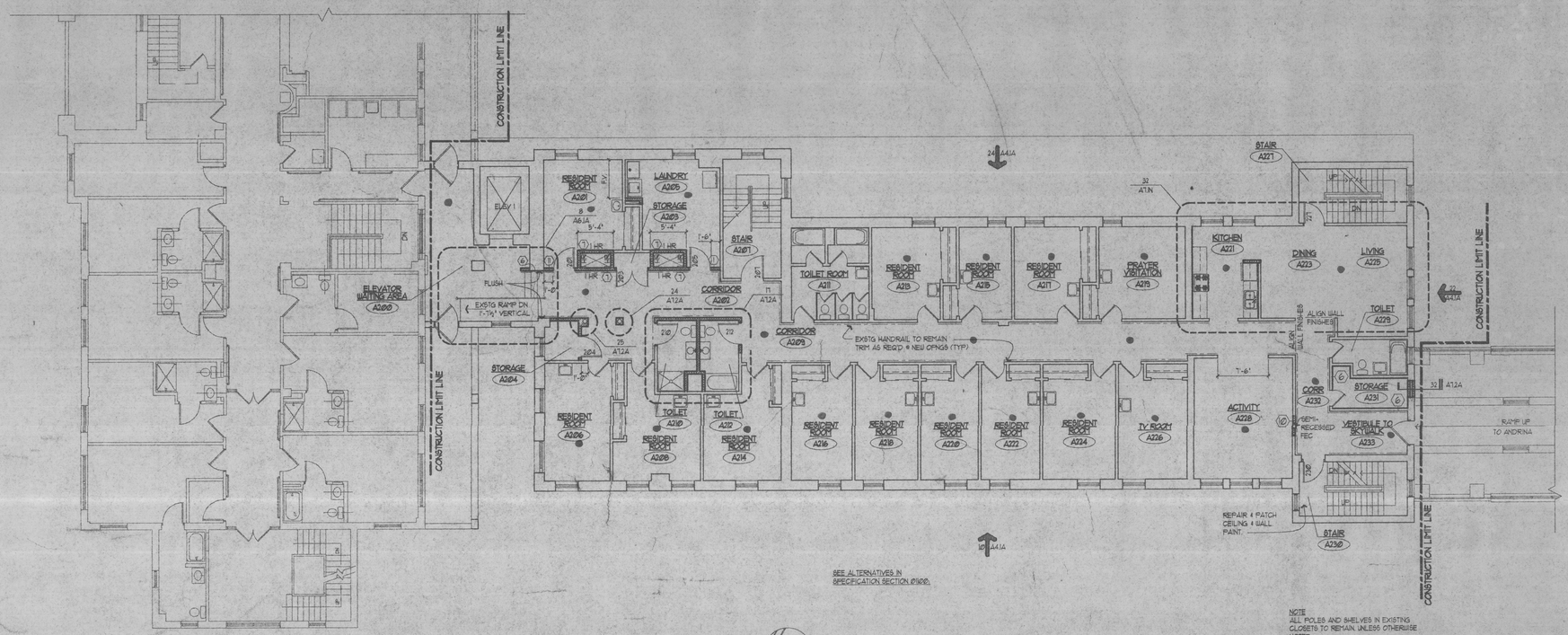

16 Second Floor Plan – Andring
1/8" = 1'-0"

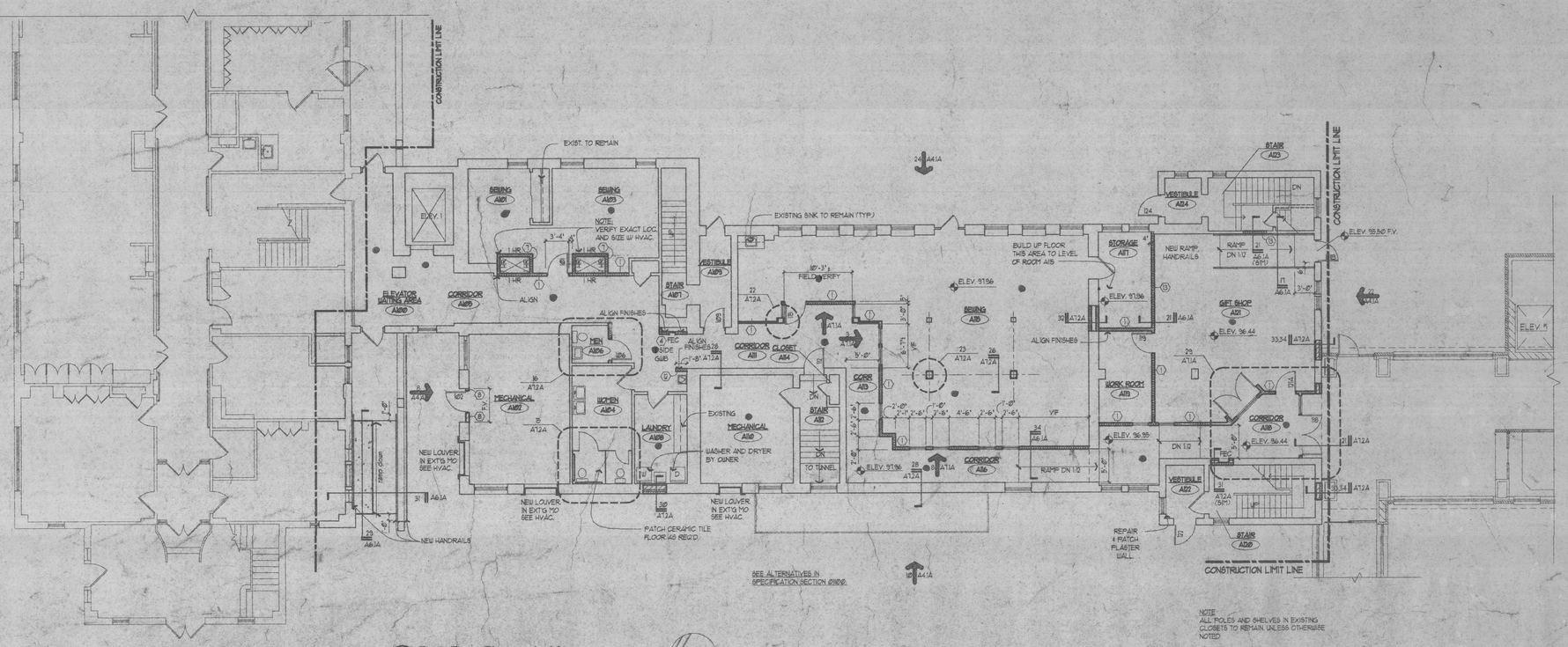

30 First Floor Plan – Andring
1/8" = 1'-0"

EPPSTEIN KELLER UHEN INC
ARCHITECTS

210 EAST MICHIGAN STREET
SUITE 100 • P.O. BOX 92728
MILWAUKEE, WISCONSIN 53202-0728
414-271-5350 • FAX 271-7784

Attachment B

Project
SCHOOL SISTERS OF NOTRE DAME ANDRINA

Sheet Title
FIRST AND SECOND FLOOR PLANS

Revisions

Item	Date	By

Project Architect	MPC
Drawn By	TMO/GG
Project No.	1-92220-04E
Date	SEPT 28, 1994
Sheet No.	A1.1A

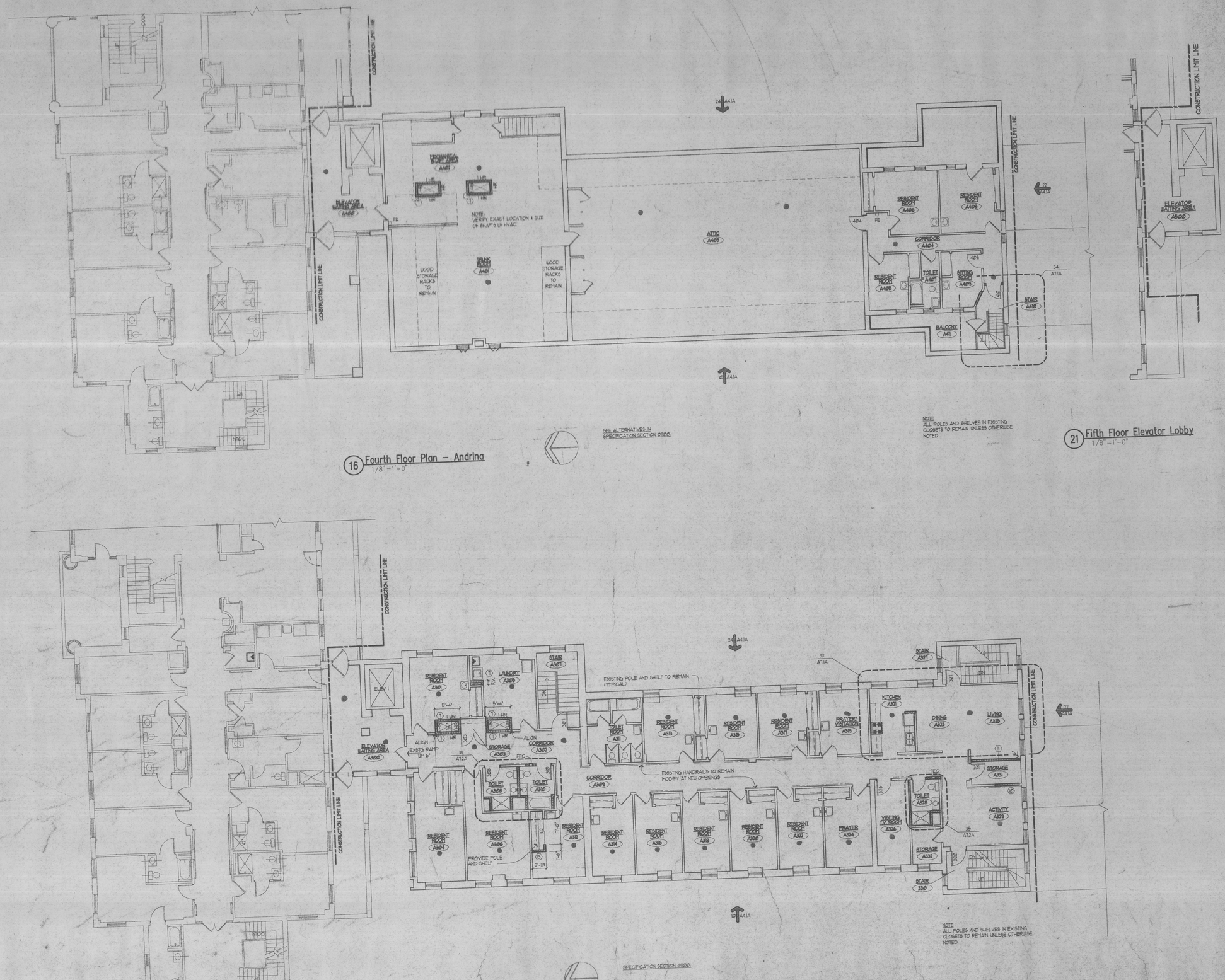

EPPSTEIN KELLER UHEN INC.
ARCHITECTS

210 EAST MICHIGAN STREET
SUITE 100 • P.O. BOX 92728
MILWAUKEE, WISCONSIN 53202-0728
414-271-5350 • FAX 271-7794

Project
SCHOOL SISTERS OF NOTRE DAME
ANDRINA

Sheet Title
THIRD AND FOURTH FLOOR PLANS AND FIFTH FLOOR ELEVATOR LOBBY

Revisions

Item	Date	By

Project Architect MPC
Drawn By TMO/GC
Project No. 1-92220-04
Date SEPTEMBER 28, 199
Sheet No.
A1.2A

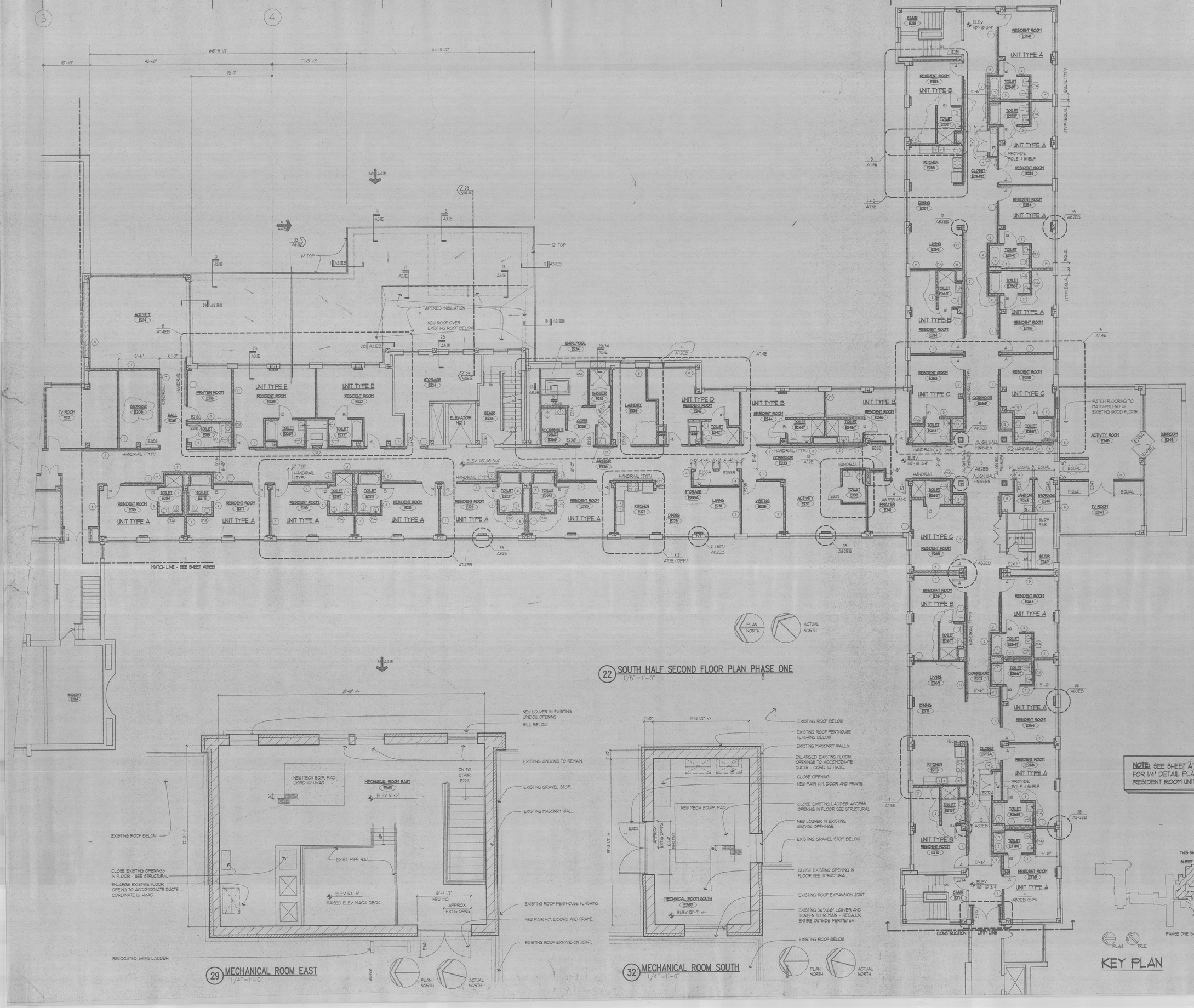

22 SOUTH HALF SECOND FLOOR PLAN PHASE ONE
1/8" = 1'-0"

29 MECHANICAL ROOM EAST
1/4" = 1'-0"

32 MECHANICAL ROOM SOUTH
1/4" = 1'-0"

NOTE: SEE SHEET A1.4E FOR 1/4" DETAIL PLAN OF RESIDENT ROOM UNIT TYPES.

KEY PLAN

EPPSTEIN KELLER UHEN INC.
ARCHITECTS

210 EAST MICHIGAN STREET
SUITE 100 • P.O. BOX 92728
MILWAUKEE, WISCONSIN 53202-0728
414-271-5350 • FAX 271-7794

Project

SCHOOL SISTERS OF NOTRE DAME – EAST WING, BUNGALOW, & PARTIAL NORTH WING

Sheet Title

SECOND FLOOR PLAN PARTIAL EAST WING

Revisions

Item	Date	By
1	MARCH 4, 1994	TMO

Project Architect	MPC
Drawn By	GRG
Project No.	1-92220-04A
Date	21 FEB, 1994
Sheet No.	A1.6E

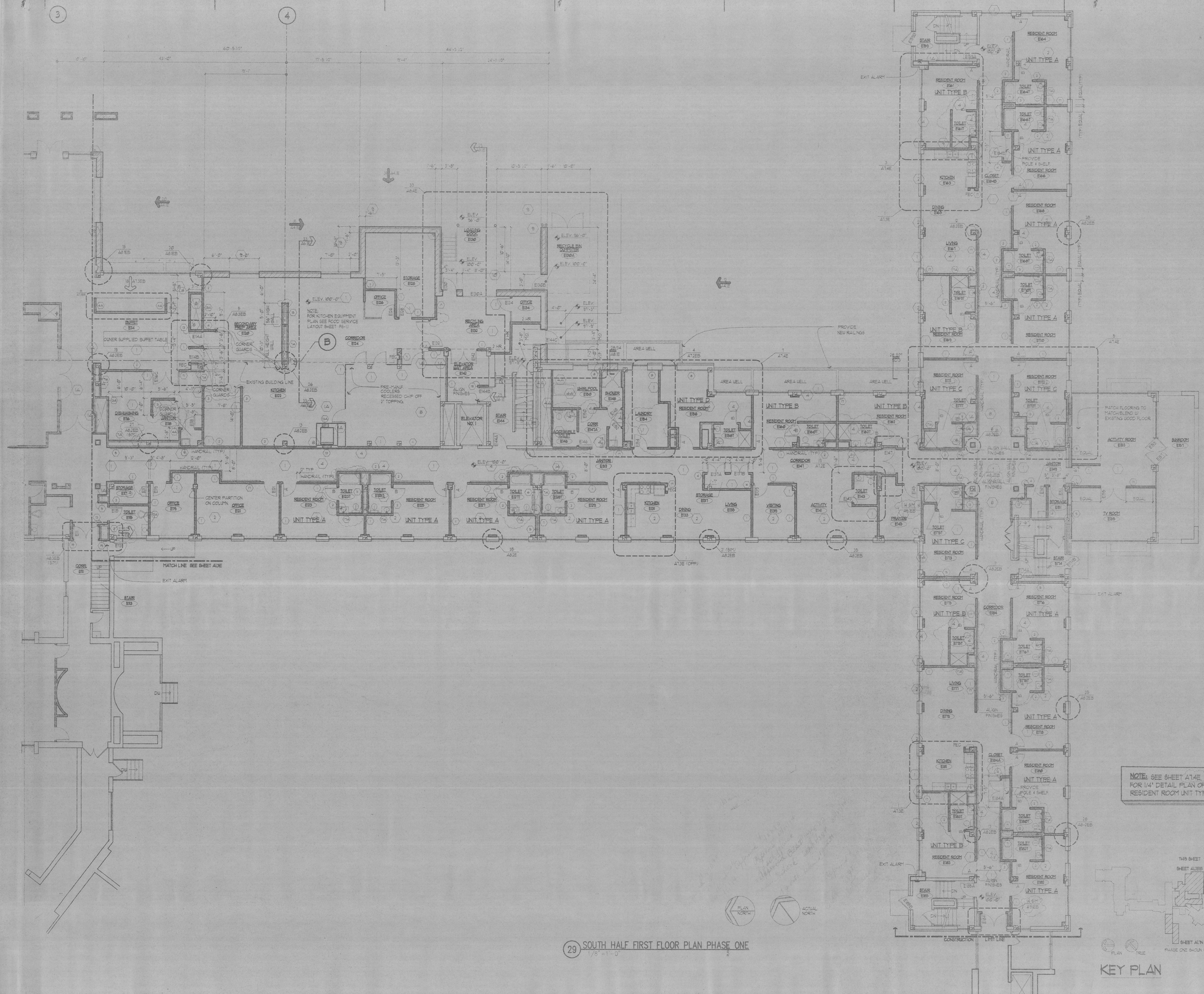

29 SOUTH HALF FIRST FLOOR PLAN PHASE ONE
1/8" = 1'-0"

NOTE: SEE SHEET A1.4E FOR 1/4" DETAIL PLAN OF RESIDENT ROOM UNIT TYPES.

KEY PLAN

EPPSTEIN KELLER UHEN INC
ARCHITECTS

210 EAST MICHIGAN STREET
SUITE 100 • P.O. BOX 92728
MILWAUKEE, WISCONSIN 53202-0728
414-271-5350 • FAX 271-7724

Project
SCHOOL SISTERS OF NOTRE DAME – EAST WING, BUNGALOW, & PARTIAL NORTH WING

Sheet Title
PHASE ONE
FIRST FLOOR PLAN
SOUTH HALF

Revisions

Item	Date	By
1	MARCH 4 1994	PMC

25

Project Architect	MPC
Drawn By	GRG
Project No.	1-92220-04A
Date	21 FEB 1994
Sheet No.	A1.4E

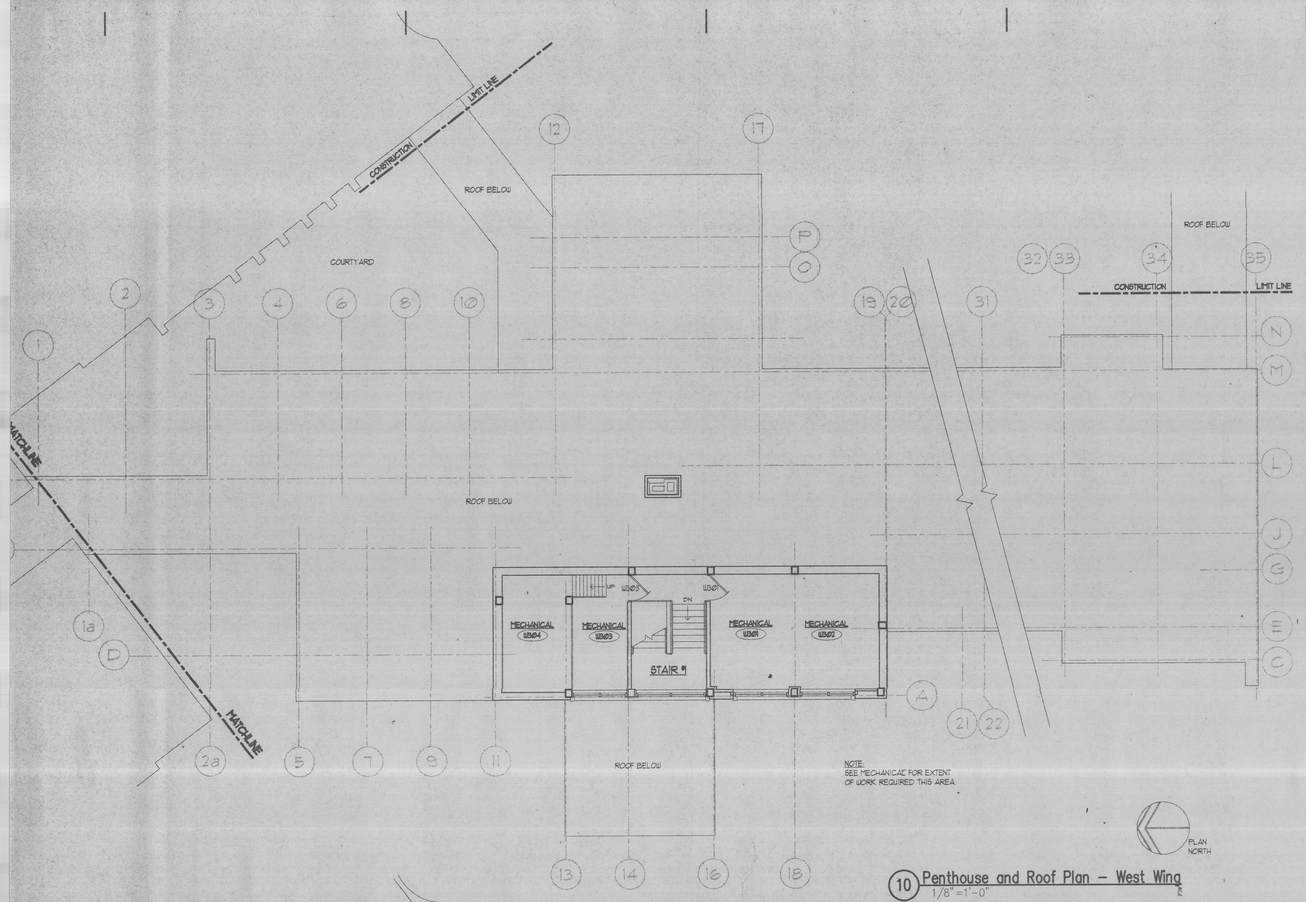

10 Penthouse and Roof Plan – West Wing
1/8" = 1'-0"

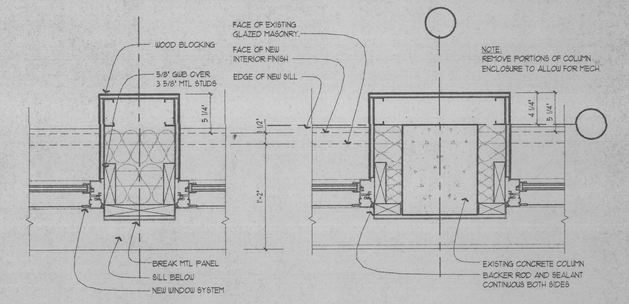

6 Enlarged Jamb Detail 2nd Floor
1 1/2" = 1'-0"

7 Enlarged Jamb Detail 2nd Floor
1 1/2" = 1'-0"

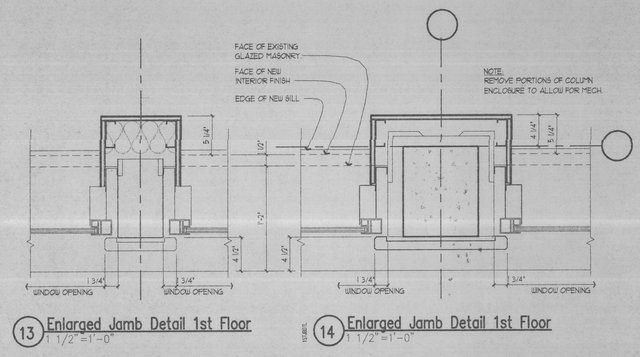

13 Enlarged Jamb Detail 1st Floor
1 1/2" = 1'-0"

14 Enlarged Jamb Detail 1st Floor
1 1/2" = 1'-0"

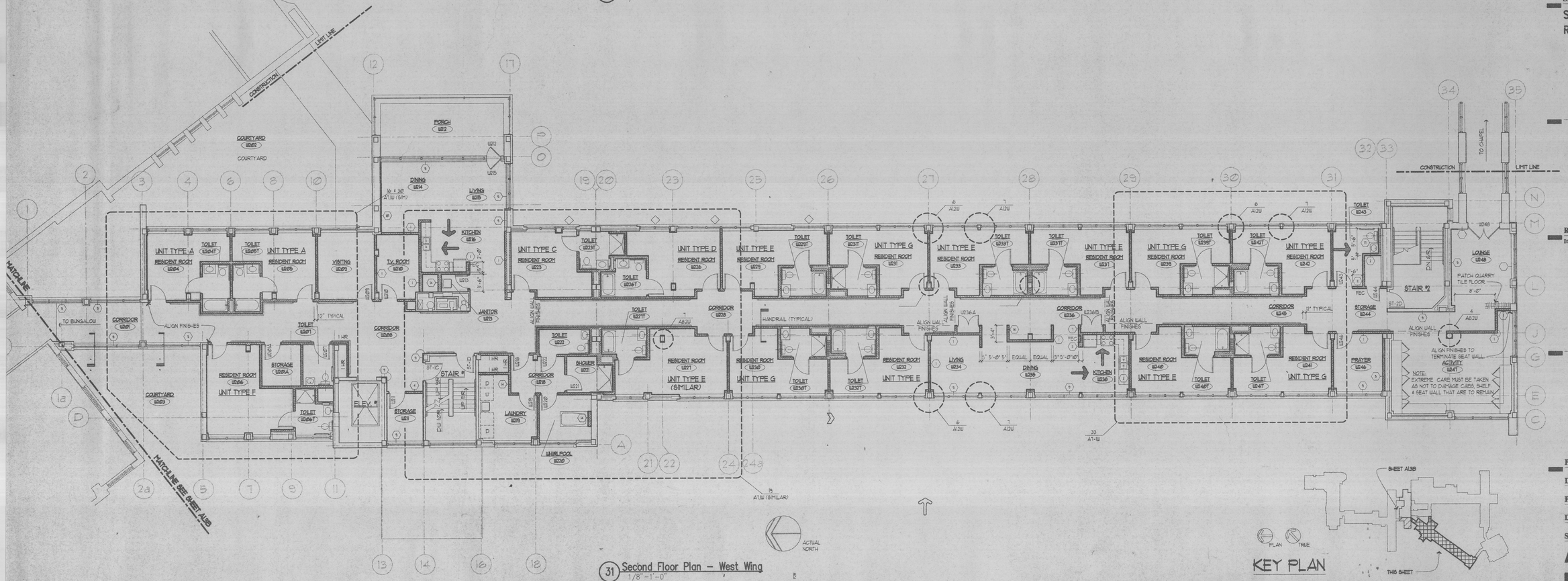

31 Second Floor Plan – West Wing
1/8" = 1'-0"

EPPSTEIN KELLER UHEN INC.
ARCHITECTS

210 EAST MICHIGAN STREET
SUITE 100 • P.O. BOX 92726
MILWAUKEE, WISCONSIN 53202-0726
414-271-5350 • FAX 271-7794

Project
SCHOOL SISTERS OF NOTRE DAME
WEST WING &
PARTIAL BUNGALOW

Sheet Title
SECOND & PENTHOUSE/ ROOF FLOOR PLANS

Revisions

Item	Date	By

Project Architect	MPC
Drawn By	GRG
Project No.	1-92220-04B
Date	01 AUGUST, 1994
Sheet No.	A1.2W

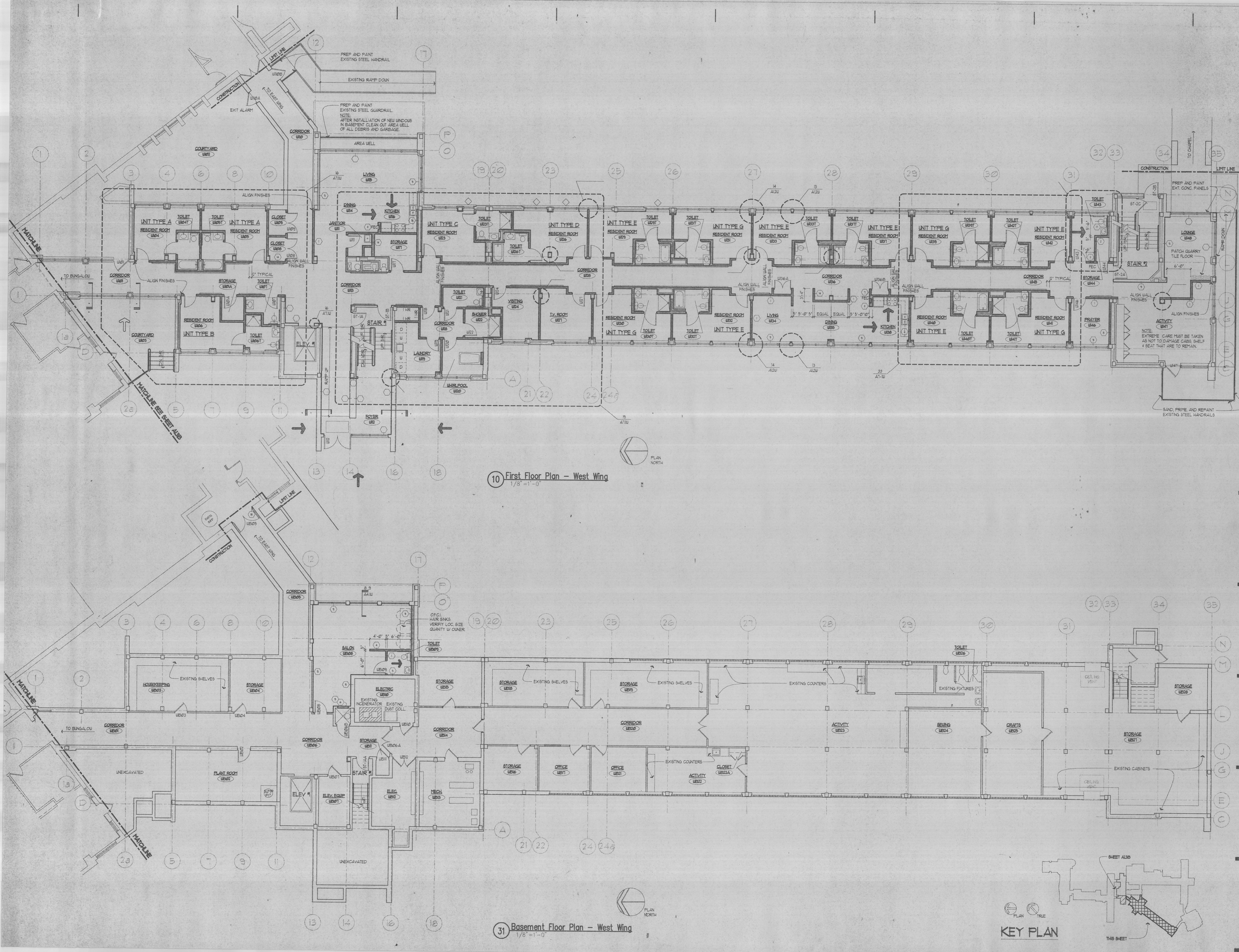

10 First Floor Plan – West Wing
1/8" = 1'-0"

31 Basement Floor Plan – West Wing
1/8" = 1'-0"

KEY PLAN

EPPSTEIN KELLER UHEN INC.
ARCHITECTS

210 EAST MICHIGAN STREET
SUITE 100 • P.O. BOX 92728
MILWAUKEE, WISCONSIN 53202-0728
414-271-5350 • FAX 271-7794

Project
SCHOOL SISTERS OF NOTRE DAME WEST WING & PARTIAL BUNGALOW

Sheet Title
BASEMENT & FIRST FLOOR FLOOR PLANS

Revisions

Item	Date	By

Project Architect	MPC
Drawn By	GRG
Project No.	1-92220-04B
Date	01 AUGUST, 1994
Sheet No.	A1.1W

EPPSTEIN•UHEN
ARCHITECTS

210 EAST MICHIGAN STREET
SUITE 150 • P.O. BOX 92720
MILWAUKEE, WISCONSIN 53202-0720
414-271-5350 • FAX 271-7794

Project

SCHOOL SISTERS OF NOTRE DAME – NORTH WING

EXISTING POWERHOUSE

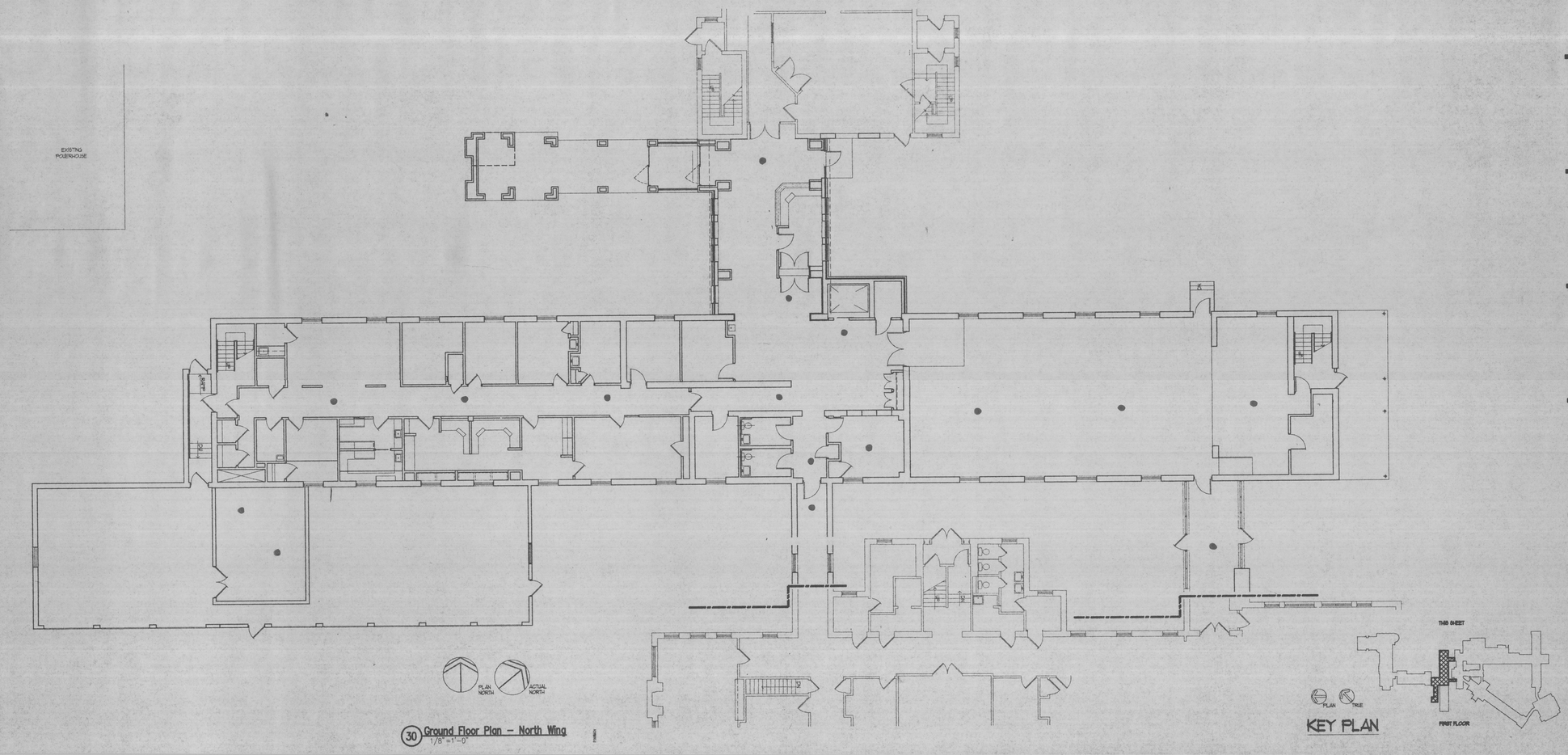

30 Ground Floor Plan – North Wing
1/8" =1'-0"

KEY PLAN

Sheet Title

FIRST FLOOR PLAN & ENLARGED BELL TOWER PLANS

Revisions

Item	Date	By

Project Architect	MPC
Drawn By	GRG
Project No.	1-92220-04D
Date	26 APRIL, 1995
Sheet No.	

A1mov

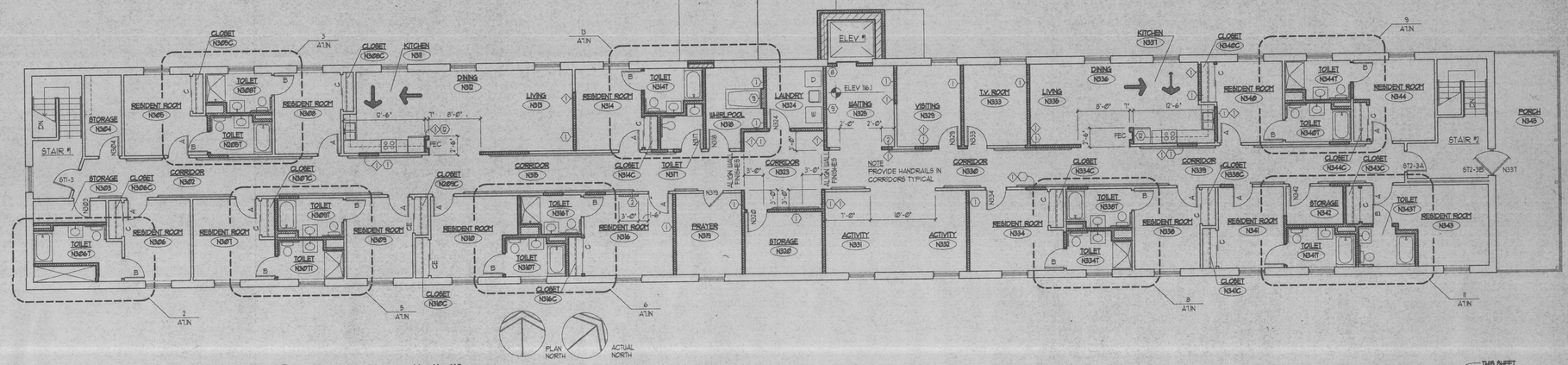

10 Third Floor Plan – North Wing
1/8" = 1'-0"

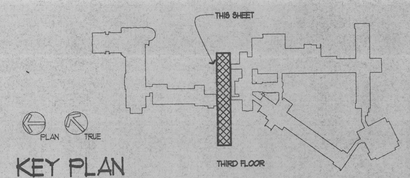

KEY PLAN

70 Second Floor Plan – North Wing
1/8" = 1'-0"

KEY PLAN

GENERAL NOTES

1. PROVIDE, PAINT, AND INSTALL NEW 12" SHELF AND POLE WITH SUPPORTS AS REQUIRED IN ALL CLOSETS ALL FLOORS.
1. PROVIDE CONTINUOUS BLOCKING BEHIND HANDRAILS.

KEY NOTES

1. GWB FINISH (BOTH SIDES, BOTH ENDS) TO MATCH ADJACENT SURFACES.
2. PROVIDE A NEW WINDOW SEE DETAIL.
3. PROVIDE OPAQUE GLASS
- SEE WALL TYPES.

EPPSTEIN KELLER UHEN INC
ARCHITECTS

210 EAST MICHIGAN STREET
SUITE 100 • P.O. BOX 92728
MILWAUKEE, WISCONSIN 53202-0728
414-271-5350 • FAX 271-7794

Project
SCHOOL SISTERS OF NOTRE DAME – NORTH WING

Sheet Title
SECOND AND THIRD FLOOR PLANS

Revisions

Item	Date	By

Project Architect	MPC
Drawn By	GRG
Project No.	1-92220-04D
Date	01 AUGUST, 1994
Sheet No.	A1.2N

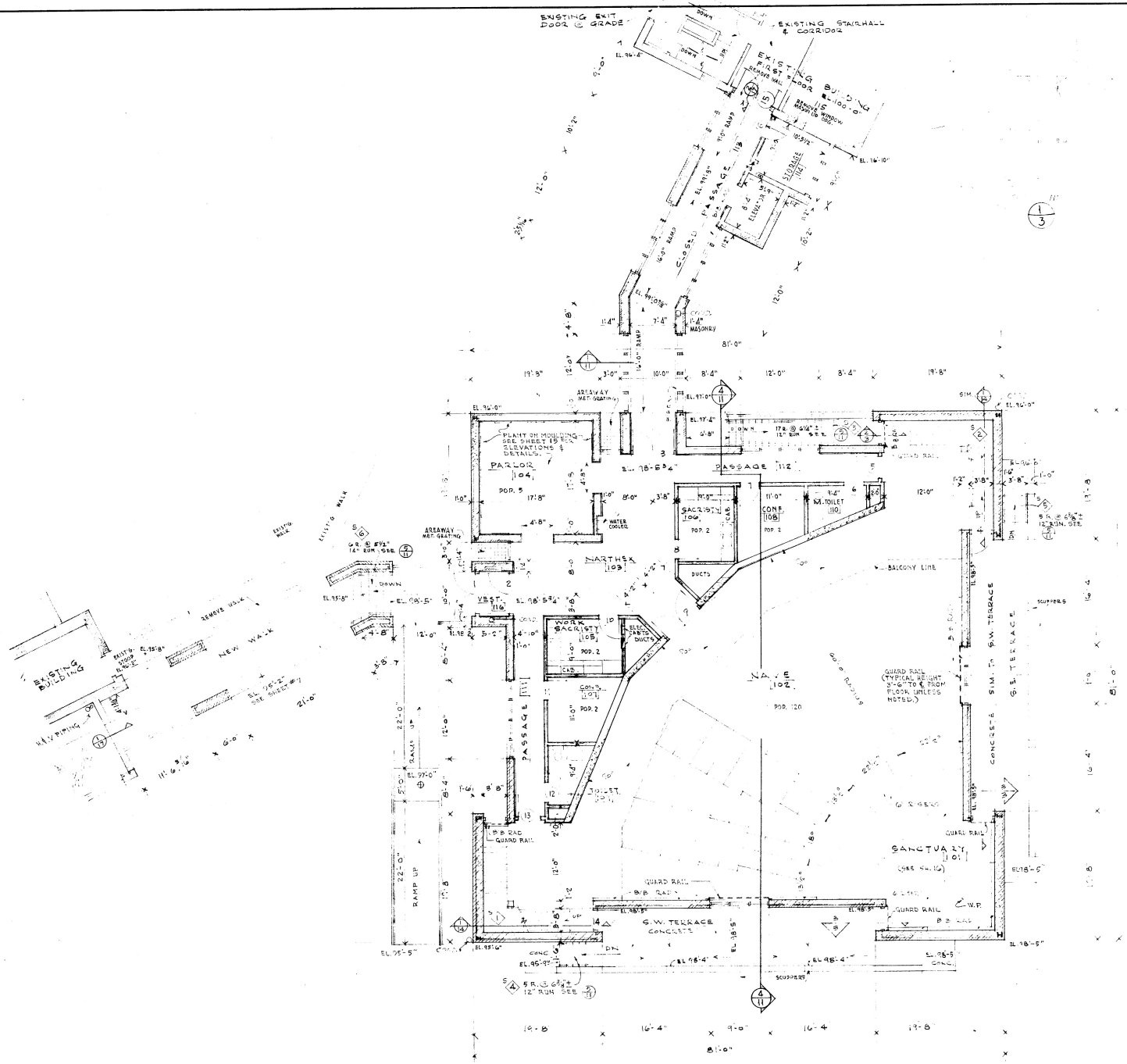
EXISTING EXIT DOOR @ GRADE
EXISTING STAIRHALL & CORRIDOR
EXISTING BUILDING
PARLOR 104
POP. 5
PASSAGE 112
SACRISTY 109
CONF. 108
M. TOILET 110
NARTHEX 103
VEST. 116
WORK SACRIST 105
NAVE 102
POP. 120
SANCTUARY 101
S.W. TERRACE
CONCRETE
BALCONY LINE
GUARD RAIL
RAMP UP
DUCTS
WATER COOLER
AREAWAY WIRE GRATING
PLANT ON MOULDING SEE SHEET 15 FOR ELEVATIONS & DETAILS.
EXISTING BUILDING
NEW WALK
REMOVE WALK
REMOVE WINDOW
REMOVE MASONRY
MASONRY
STORAGE 114
PASSAGE 111
RAMP
EL. 96'-0"
EL. 97'-0"
EL. 98'-5"
EL. 98'-4"
EL. 98'-5"
EL. 95'-5"
EL. 95'-2"
EL. 95'-8"
EL. 96'-4"
EL. 100'-0"
EL. 96'-10"
EL. 98'-5"
EL. 98'-4"
EL. 98'-5"
EL. 98'-5"
EL. 98'-5

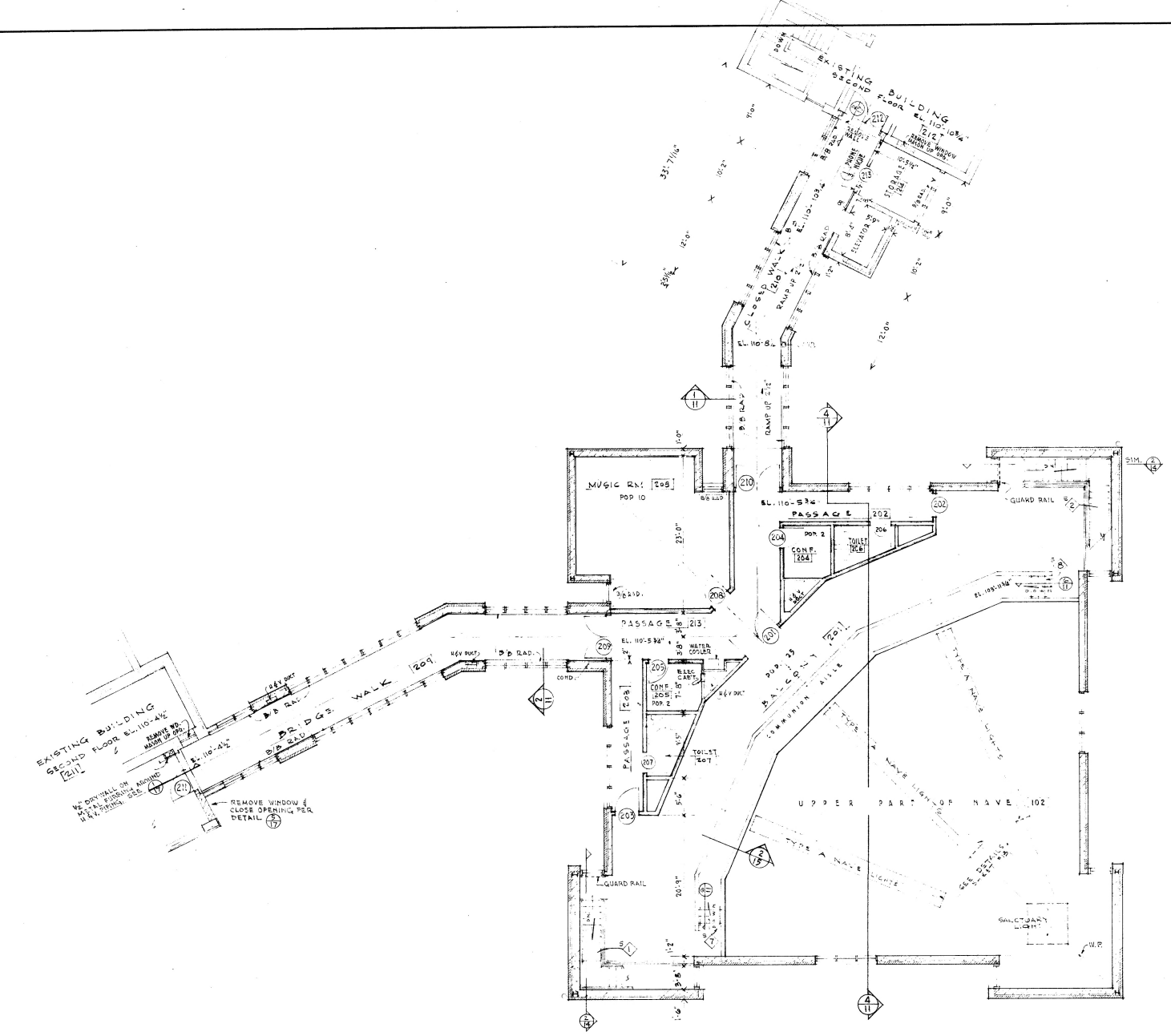

ROOM FINISH SCHEDULE

ROOM NO.	ROOM NAME	FLOOR MAT.	FLOOR COLOR	BASE MAT.	BASE COLOR	NORTH WALL MAT.	NORTH WALL COLOR	SOUTH WALL MAT.	SOUTH WALL COLOR	EAST WALL MAT.	EAST WALL COLOR	WEST WALL MAT.	WEST WALL COLOR	CEILING MAT.	CEILING HT.
B1	MECHANICAL	F1		–		W1		W1		W1		W1		C1	
B2	FAN ROOM	F1		–		W1		W1		W1		W1		C1	
B3	TUNNEL WALK	F1		–		W1		W2		W1		W1		C1	
B4	ELEV. MACHINE	F1		–		*		W1		W1		W1		C1	
B5	EXIST'G BLDG	F5		B5		–		*		–		–			
101	SANCTUARY	F3		B4		W5		W5		W5		W5		C3	*
102	NAVE	F2		B2, B4		W3 / W5	*	W5		W5		W3 / W5	*	C3	*
103	NARTHEX	F2		B2		W6		W4		W4	*	W3 / W4		C4	9'
104	PARLOR	F2		B2		W6		W6 / W3	*	W4	*	W6	*	C4	9'
105	SACRISTY	F2		B2		W4		W4		W4		W4		C2	8'
106	"	F2		B2		W4		W4		W4		W4		C2	8'
107	CONFERENCE	F2		B2		W4		W4		W2		W4		C2	8'
108	"	F2		B2		W4		W2		W4		W4		C2	8'
109	TOILET	F4		B3		W4 / W7		W4 / W7		W2 / W7		W4 / W7		C5	7'6"
110	"	F4		B3		W4 / W7		W2 / W1		W4 / W7		W4 / W7		C5	7'6"
111	PASSAGE	F2		B2		–		W4	*	W4		W6		C4	9'
112	"	F2		B2		W6		W4		W4	*	–		C4	9'
113	CLOSED PASSAGE	F2		B2		W3		W4	*	W8	*	W8		C2	VARY
114	STORAGE	F2		B2		*		W2		W8		W4		C2	8'
115	EXIST'G BLDG	F5		B5		*		*		*		*		C6	
116	VESTIBULE	F2		B2		W6		W6		*		*		C4	9'
201	BALCONY	F2		B2		W4 / W5	*	W5	*	W5		W4 / W5	*	C3	VARY
202	PASSAGE	F2		B2		W6		W4		W4	*	–		C4	8'
203	"	F2		B2		–		W4	*	W4		W6		C4	9'
204	CONFERENCE	F2		B2		W4		W4		W4		W4		C2	8'
205	"	F2		B2		W4		W4		W4		W4		C2	8'
206	TOILET	F4		B3		W4 / W7		W4 / W7		W4 / W7		* / W7		C5	7'6"
207	"	F4		B3		W4 / W7		W4 / W1		* / W7		W4 / W7		C5	7'6"
208	MUSIC ROOM	F2		B2		W6		W6 / W4		W4		W6		C4	9'
209	BRIDGE WALK	F2		B2		W8 / W6		W8 / W6		*		*		C2	8'
210	CLOSED WALK	F2		B2		*		*		W8 / W6	*	W8 / W6		C2	VARY
211	EXISTG BLDG	F5		B5		–		–		*		–		C6	
212	" "	F5		B5		–		*		–		–		C6	
213	PASSAGE	F2		B2		W4		W4		W4		W4		C4	9'
214	STORAGE	F2		B2		*		W2		W8		W4		C2	8'

FLOORS		BASES		WALLS	
F1	CONCRETE	B1	PAINTED 6"HIGH	W1	CONCRETE
F2	VINYL ASBESTOS	B2	VINYL 4"	W2	CONCRETE
F3	CARPET	B3	CERAMIC 6"	W3	DRYWALL
F4	CERAMIC TILE	B4	METAL B/B WALL	W4	DRYWALL
F5	MATCH EXISTG	B5	MATCH EXISTING	W5	PLASTER
				W6	DRYWALL
				W7	CERAMIC
				W8	DRYWALL
				W9	MATCH E

CEILINGS	
C1	CONCRETE SLAB
C2	SUSP'D 2'x4' TILE-SUSP'D GRID
C3	SUSP'D SPECIAL TILE
C4	SUSP'D 2'x2' REVEAL'D EDGE
C5	VINYL FACE 2x2
C6	MATCH EXISTING

ROOM FINISH SCHEDULE – WORK AREA'S "A" – "B" & "C"

	ROOM NO.	ROOM NAME	FLOOR MAT.	FLOOR COLOR	BASE MAT.	BASE COLOR	NORTH WALL MAT.	NORTH WALL COLOR	SOUTH WALL MAT.	SOUTH WALL COLOR	EAST WALL MAT.	EAST WALL COLOR	WEST WALL MAT.	WEST WALL COLOR	CEILING MAT.	CEILING HT.	REMARKS
WORK AREA "A"	101A	KITCHEN	X				EXISTING										X
	102A	NEW KITCHEN ANNEX (FORMER REFECTORY)	← EXISTING →				W7 *		W7 *		W7 *		W7 *		EXIST'G		* W7 INSTALLED PER NOTE ON SHEET 15.
WORK AREA "B"	101B	NEW REFECTORY (FORMER CHAPEL)	EXIST. / F5	*	EXIST. / B5	*	EXIST. / W7	*	EXIST. / W7	*	← EXISTING →		EXIST.				* FINISH AS SHOWN WHERE CONSTRUCTION OCCURS.
	102B	NEW PASSAGE	F2		B2		W6	*	*		W4		W4		C2	8'-0"	* CUT & REPAIR PER PLAN & EXIST. ONE ON SHEET 15
	103B	EXISTING ROOM (FORMER ROOM 112)	EXIST. / F5	*	EXIST. / B5	*	EXIST.	*	EXIST.	*	W6	*	EXIST.		EXIST. / C6	*	* FINISH AS MINIMUM WHERE CONSTRUCTION OCCURS.
WORK AREA "C"	101C	NEW PASSAGE	F1		—		W2	*	W2 / EXIST.	* *	EXIST.		EXIST.		C2	10'-6"	* W2 BLOCKWORK ON N. & E. WALL, EXIST. PLASTER WHERE SHOWN ON S. WALL.

SECOND FLOOR PLAN

ADDITION & REMODEL
AT
NOTRE DAME HEALTH CARE CE
WATERTOWN PLANK
ELM GROVE WISCONSIN

THE ARCHITECTURAL F
HERBST, JACOBY & JACO
1249 NORTH FRANKLIN PLACE, MILWAUKE
DRAWN | TRACED | CHECKED | AP

280-7-73

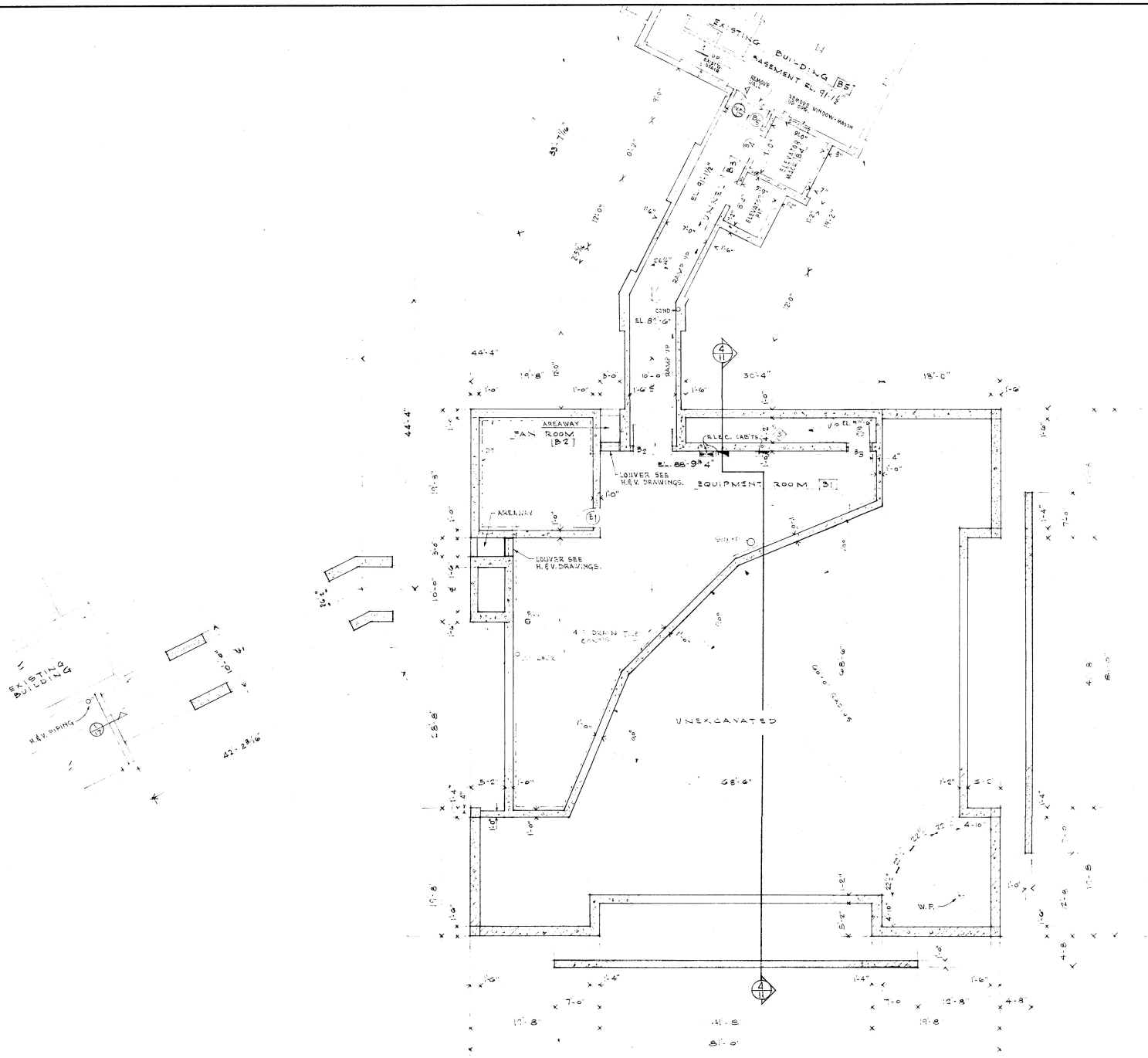

BASEMENT FLOOR PLAN

ADDITION & REMODELIN

NOTRE DAME HEALTH CARE CEN
12155 WATERTOWN PLANK R
ELM GROVE WISCONSIN

THE ARCHITECTURAL FI

HERBST, JACOBY & JACO

1249 NORTH FRANKLIN PLACE, MILWAUKEE

DRAWN | TRACED | CHECKED | APP

280-7-73

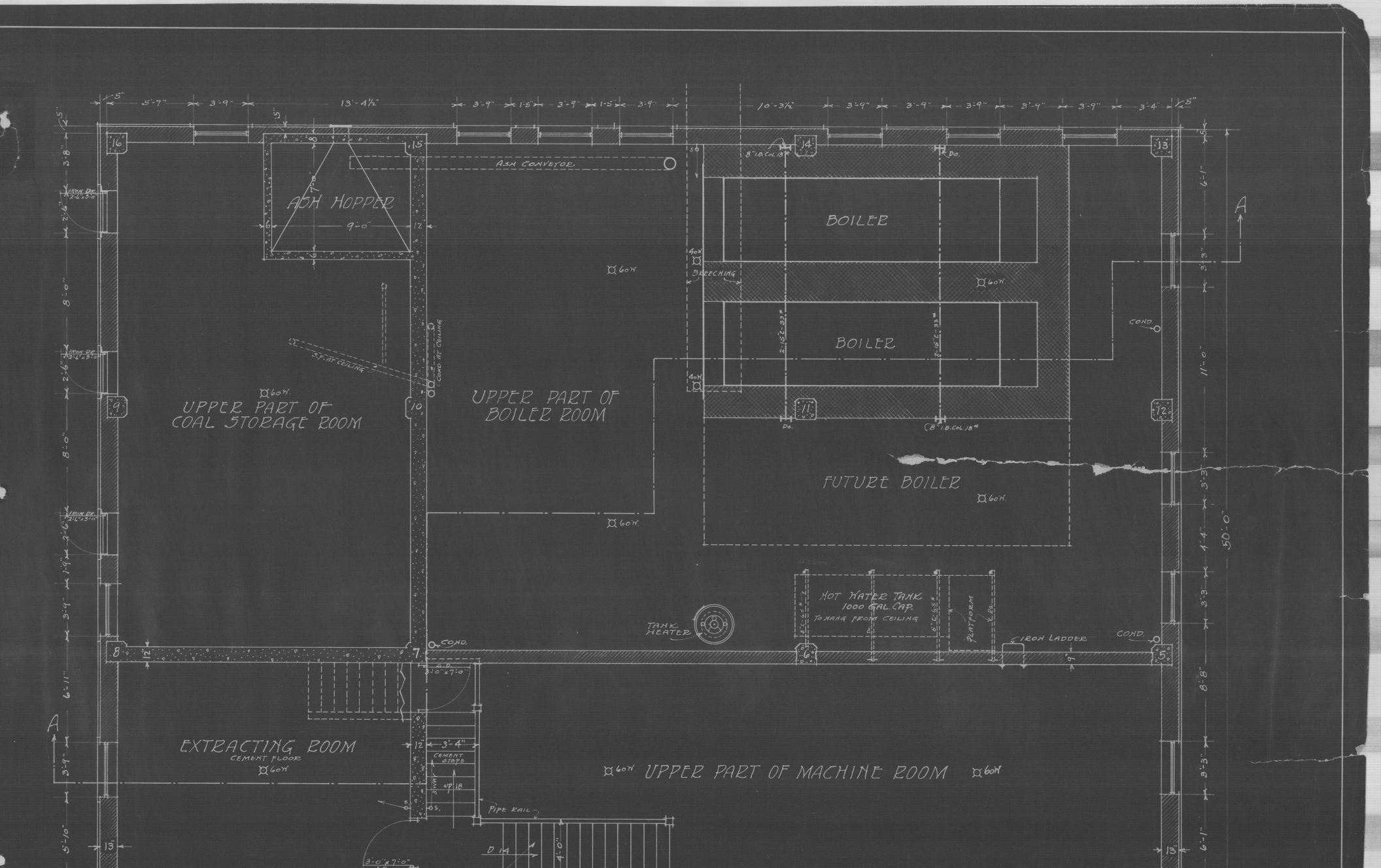
ASH HOPPER
9'-0"
ASH CONVEYOR
UPPER PART OF COAL STORAGE ROOM
UPPER PART OF BOILER ROOM
BOILER
BOILER
FUTURE BOILER
BREECHING
HOT WATER TANK 1000 GAL. CAP. TO HANG FROM CEILING
TANK HEATER
PLATFORM
IRON LADDER
COND.
EXTRACTING ROOM
CEMENT FLOOR
UPPER PART OF MACHINE ROOM
CEMENT STEPS
PIPE RAIL
A
A



SECOND FLOOR & ROOF PLAN

SCALE 1/4 IN = 1FT

8/2

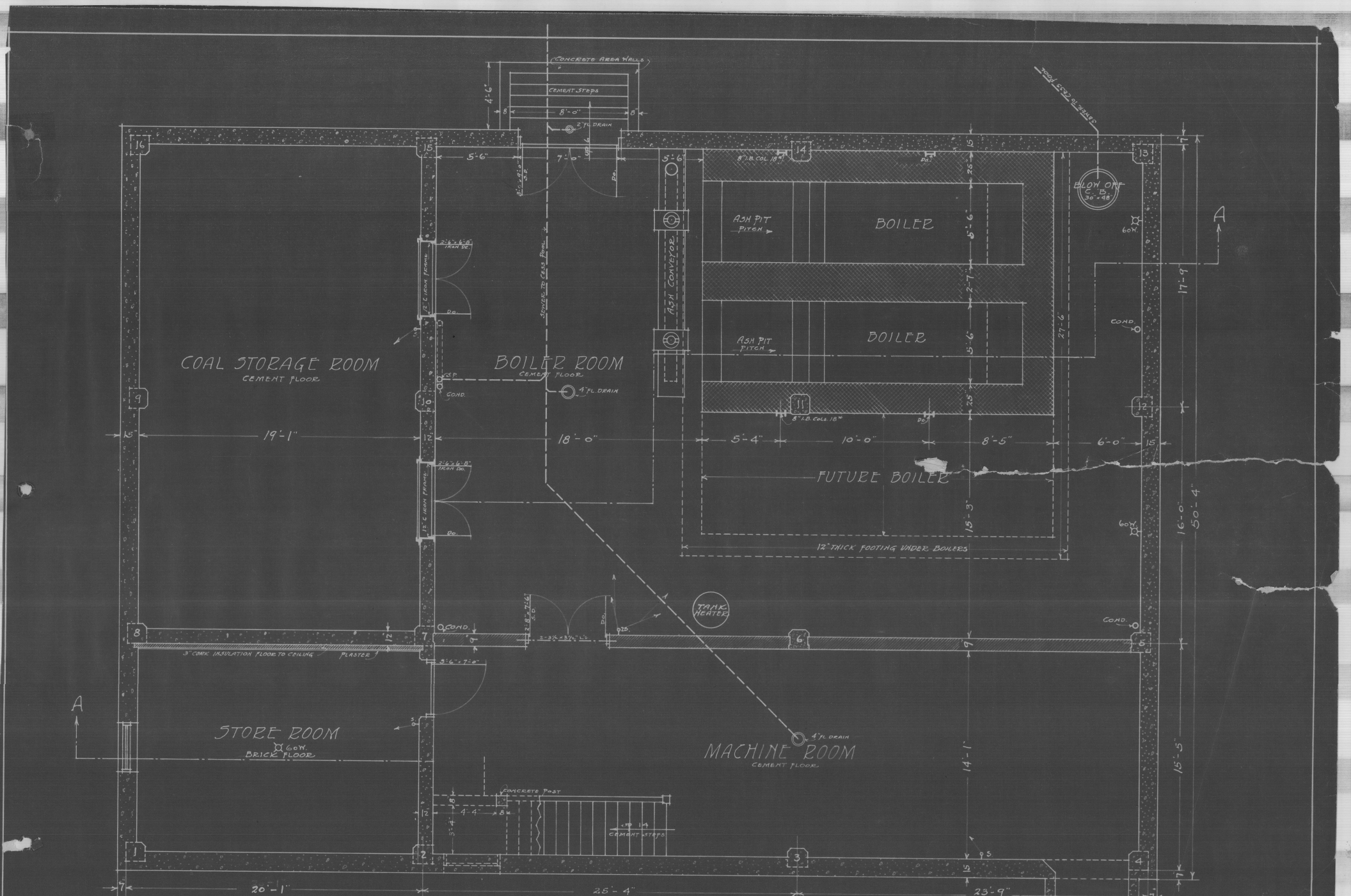

CONCRETE AREA WALLS
CEMENT STEPS
8'-0"
2" FL. DRAIN
4'-6"
5'-6"
7'-0"
5'-6"
8" I.B. COL. 18#
ASH PIT
PITCH
BOILER
BOILER
ASH CONVEYOR
BLOW OFF
C.B.
30" x 48"
60W.
COND.
A
COAL STORAGE ROOM
CEMENT FLOOR
BOILER ROOM
CEMENT FLOOR
4" FL. DRAIN
SEWER TO CESS POOL
12" C IRON FRAME
2'-6" x 6'-8" IRON DR.
19'-1"
18'-0"
5'-4"
10'-0"
8'-5"
6'-0"
FUTURE BOILER
12" THICK FOOTING UNDER BOILERS
15'-3"
27'-6"
17'-9"
16'-0"
50'-4"
TANK HEATER
3" CORK INSULATION FLOOR TO CEILING
PLASTER
STORE ROOM
60W.
BRICK FLOOR
MACHINE ROOM
CEMENT FLOOR
4" FL. DRAIN
CONCRETE POST
CEMENT STEPS
14'-1"
15'-5"
20'-1"
25'-4"
23'-9"

School Sisters of Notre Dame
Central Pacific Province

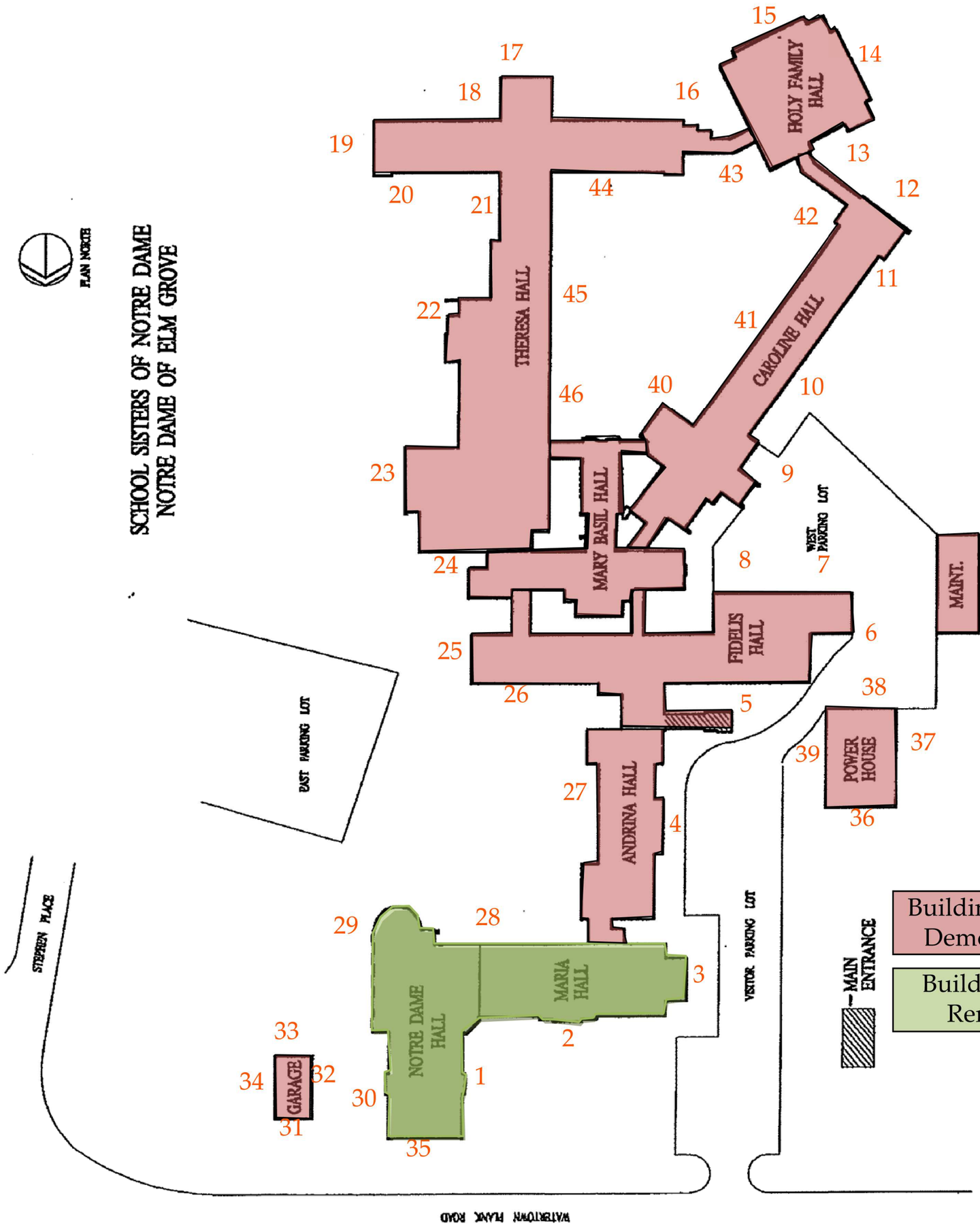

Buildings to be Demolished

Buildings to Remain

Transforming the world through education


2


3


1


4


6


7


Main Entrance
Gift Shop
Chapel
5


NO PARKING
8


10


11


9


12


14


13


15


16


18


17


19


20


22


23


21


Employee
Entrance
24


26


27


25


28


30


31


29


32


34


35


33


36


38


39


37


40


42


43


45


44


46


45