

Fire Department Village Board Report Narrative

Month: August 2019

Activities for the Month: The 15 activities for the month included meetings, equipment and station maintenance, records management, work details and trainings.

Training and maintenance:

- Monthly apparatus and equipment maintenance
- Aerial operations
- Search and rescue drill

Activities:

- Safety Village Tour
- Visitation and Service for Deputy Chief Ken Blaedow Sr.

Calls for Service: There were 13 calls for service comprised of: 4 mutual aid calls with 2 to City of Brookfield and 2 to the Town of Brookfield, 1 CO alarm, 3 wires down calls, 1 motor vehicle accident, 1 natural gas leak, 1 smell of smoke call, 1 service call and 1 false alarm caused by a leak in the sprinkler system.

Year to date calls: Calls for service are 12 behind of last year, and false alarms are 11 behind.

Respectfully Submitted,


William L. Selzer - Fire Chief, Elm Grove Volunteer Fire Department

Fire Calls							Avg. Response Time						
M/Yr	2014	2015	2016	2017	2018	2019	M/Yr	2014	2015	2016	2017	2018	2019
J	14	8	12	16	9	10	J	5.97	8.92	6.37	6.35	7.88	6.19
F	15	15	13	7	6	5	F	8.48	6.30	6.87	6.23	6.80	4.20
M	4	6	6	7	10	11	M	5.45	7.00	6.20	5.80	6.20	3.46
A	6	6	7	11	9	6	A	5.93	6.28	9.35	6.38	10.40	10.47
M	9	13	12	13	13	6	M	5.91	7.05	6.53	6.85	6.51	4.11
J	15	16	14	18	10	9	J	6.03	5.92	6.52	6.45	4.70	6.37
J	19	17	22	9	21	17	J	5.80	5.90	9.06	6.50	6.17	5.29
A	4	15	9	2	11	13	A	6.15	6.17	7.37	5.67	10.27	10.44
S	7	14	7	7	12		S	6.05	7.38	6.34	5.00	4.57	
O	15	7	11	8	8		O	6.36	6.50	7.07	5.23	3.36	
N	5	13	14	6	7		N	6.00	6.28	6.10	5.14	7.25	
D	9	14	10	11	11		D	5.97	6.32	8.42	7.85	6.00	
Total	122	144	137	115	127	77	Total	6.30	6.55	7.18	6.12	6.68	6.32

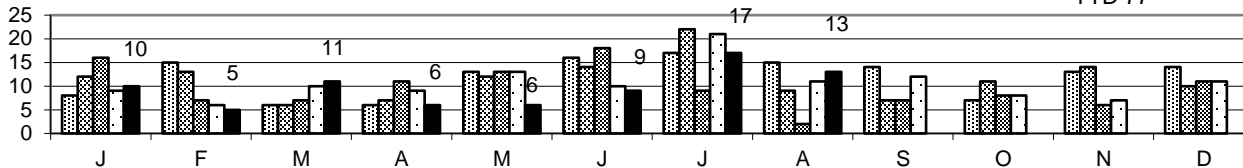
Average Turnout						
M/Yr	2014	2015	2016	2017	2018	2019
J	11.4	14.0	12.4	13.9	11.0	13.0
F	12.7	11.9	13.4	13.4	14.5	12.0
M	16.3	13.0	13.2	13.1	13.9	12.7
A	13.3	15.2	13.0	11.4	12.6	12.6
M	16.6	13.4	12.5	11.2	14.0	13.6
J	13.4	12.9	11.4	11.2	11.1	12.4
J	11.5	13.2	12.9	9.1	11.1	11.3
A	16.0	13.8	13.1	10.5	12.0	9.4
S	13.6	12.9	13.0	12.1	11.0	9.4
O	14.1	9.9	12.8	12.4	11.4	
N	11.8	13.2	12.1	11.7	10.9	
D	13.7	12.6	12.6	12.7	13.6	
Total	13.3	13.0	12.7	11.9	12.3	11.8

Activity Hours							Call Hours						
M/Yr	2014	2015	2016	2017	2018	2019	M/Yr	2014	2015	2016	2017	2018	2019
J	197.4	208.8	248.7	272.3	189.3	135.9	J	70.1	112.4	91.7	187.0	92.2	205.9
F	211.5	255.9	205.4	223.6	171.2	287.3	F	234.5	95.3	81.6	45.3	48.9	41.9
M	230.8	375.6	261.5	187.2	204.2	340.0	M	50.7	62.0	61.4	34.9	64.0	94.8
A	268.7	243.2	195.5	199.4	344.3	266.5	A	63.8	36.5	100.1	142.8	127.4	45.9
M	267.5	340.7	344.2	342.9	245.8	275.8	M	52.6	136.7	126.2	89.5	115.9	46.9
J	195.1	411.2	156.0	183.4	168.8	176.4	J	105.4	110.0	100.7	150.1	57.4	107.4
J	268.6	302.9	238.6	171.2	207.7	284.4	J	167.4	186.8	201.3	67.5	231.3	231.5
A	206.8	195.6	467.8	315.3	168.4	442.3	A	28.0	142.6	77.1	16.7	56.7	103.2
S	273.5	253.2	154.1	179.4	169.2		S	70.2	136.9	36.8	24.8	87.9	
O	239.5	220.7	267.2	282.8	525.0		O	147.4	36.0	122.0	42.0	119.8	
N	200.5	236.7	449.3	181.4	256.8		N	48.6	103.1	90.7	55.1	35.4	
D	379.6	355.3	210.8	179.1	135.9		D	21.8	99.0	138.5	90.7	205.9	
Total	2939.4	3399.7	3199.2	2717.8	2786.6	2208.5	Total	1060.4	1257.2	1228.0	946.3	1242.6	877.4

2019 Fire Calls

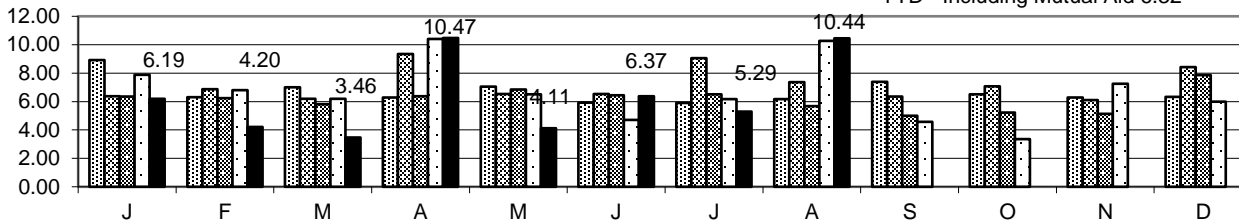


YTD 77



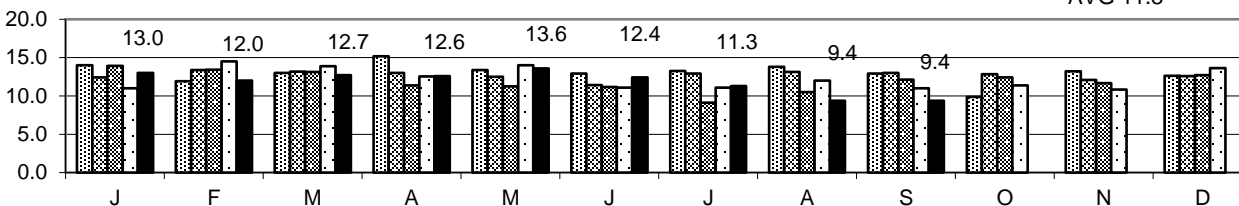
Average Response Time (Minutes)

YTD - Including Mutual Aid 6.32



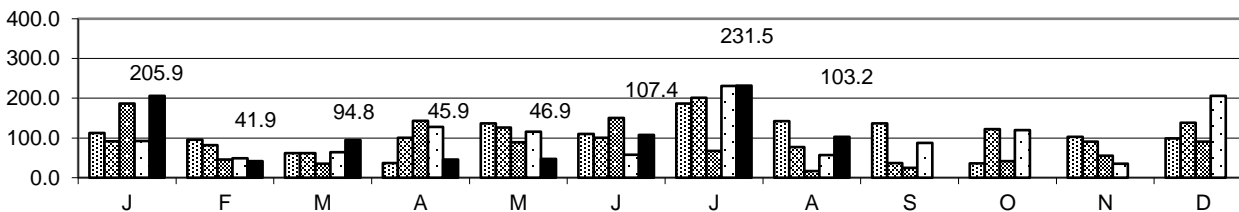
Average Turnout

AVG 11.8



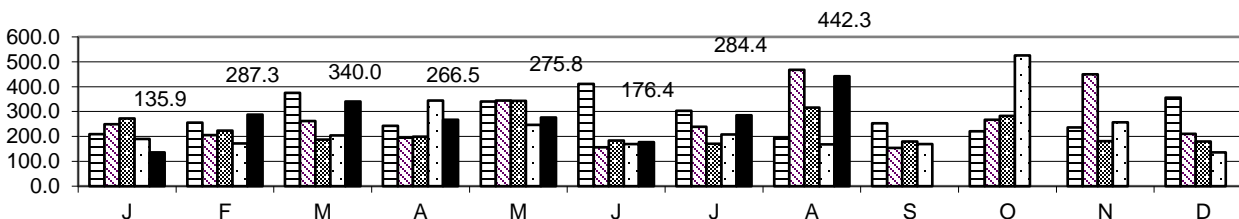
Fire Call Man Hours

YTD 877.4



Activity Man Hours

YTD 2208.5



Elm Grove Fire Department Activities for Month							Month:	Aug-19
Activity No.	Activity Date	Day of the Week	Activity Time	Activity Hours	Type of Activity	Description of Activity	Members Attended	Man Hours
1	8/1/19	Thursday	17:30	2.5	Database	Records Management	1	2.50
2	8/4/19	Sunday	18:30	1.5	Database	Records Management	1	1.50
3	8/6/19	Tuesday	19:00	1.0	Meeting	Monthly Meeting	26	26.00
4	8/6/19	Tuesday	20:00	1.0	Training	Search & Rescue (Smoke)	18	18.00
5	8/7/19	Wednesday	10:15	1.0	Public Relations	Safety Village Tour	1	1.00
6	8/11/19	Sunday	6:30	1.0	Work Detail	Apparatus Refuel & Inspection	2	2.00
7	8/12/19	Monday	19:00	1.8	Work Detail	Pre-Funeral Clean-up	21	36.75
8	8/13/19	Tuesday	9:00	2.0	Work Detail	Funeral Set-up	11	22.00
9	8/13/19	Tuesday	12:00	1.5	Work Detail	Honor Guard Rehearsal	12	18.00
10	8/13/19	Tuesday	14:00	6.0	Work Detail	Funeral	37	222.00
11	8/13/19	Tuesday	20:00	1.5	Work Detail	Post Funeral Clean-up	27	40.50
12	8/20/19	Tuesday	20:00	1.3	Work Detail	Sensit Calibration	2	2.50
13	8/22/19	Thursday	9:00	1.0	Training	Monthly Day Training	12	12.00
14	8/27/19	Tuesday	19:00	1.5	Meeting	Chief Meeting	3	4.50
15	8/27/19	Tuesday	19:00	2.8	Training	Aerial Operations	12	33.00
							Total Activity Man Hours for the Month	442.25

Department Activity Summary and Statistics								
Monthly Activities	Year to Date Activities	Month Act. Hours	Av. Hours per Activity	Year to Date Activity Hours	Monthly Activity Attendance	Year to Date Attendance	Year to Date Man Hours	
15	140	27.3	1.82	255.4	186	1039	2166.20	

Elm Grove Fire Department Calls for Service for Month								
Call No.	Date of Call	Day of Week	Time of Call	Hours Out	Type of Alarm	Alarm Description and Incident Address	Members Responded	Members Man Hours
1	8/2/19	Friday	18:13	0.50	CO Alarm	975 Lone Tree Rd	11	5.50
2	8/3/19	Saturday	0:00	0.20	Mutual Aid	17310 Evergreen Ct (Town of Brookfield)	14	2.80
3	8/3/19	Saturday	13:42	0.50	Mutual Aid	18455 Harvest (City of Brookfield)	14	7.00
4	8/3/19	Saturday	14:24	0.40	Mutual Aid	95 N Moorland (City of Brookfield)	10	4.00
5	8/3/19	Saturday	16:37	1.63	Wires Down	650 Vernon Pl	13	21.19
6	8/7/19	Wednesday	21:47	0.80	Motor Vehicle Crash	1800 Pilgrim Parkway	12	9.60
7	8/10/19	Saturday	18:18	1.80	False Alarm	12898 Bluemound Rd	8	14.40
8	8/14/19	Wednesday	11:01	1.60	Wires Down	14950 Del Pado Ct	12	19.20
9	8/16/19	Friday	9:08	1.10	Natural Gas Incident	14950 Bluemound Rd	10	11.00
10	8/17/19	Saturday	16:35	0.40	Service - Scene Clean-up	Terrace/Bluemound Rd	5	2.00
11	8/20/19	Tuesday	13:43	0.50	Smell of Smoke	800 Wall St	13	6.50
12	8/26/19	Monday	18:05	2.10	Wires Down	Bluemound/Sunny Slope	11	23.10
13	8/27/19	Tuesday	13:14	0.10	Mutual Aid	21075 Swanson (Town of Brookfield)	11	1.10

Department Call Summary and Statistics								
Alarms for the Month	Year to Date Alarms	Last Y.T.D. Alarms	Alarm Difference	Hours Out	Average Hours Per Call	Average Minutes per Call	Members Responded	Members Man Hours
13	77	89	-12	9.4	0.73	43.5	122	103.19
			-13%					
	Year to Date False Alarms	Last Y.T.D. False Alarms	False Alarms Diff.		Year to Date Activity + Alarm Man Hours	Current Membership Roster	Year to Date Responded	Year to Date Man Hours
	13	24	-11		3013.38	43	978	847.18
			-46%					
					Monthly Average Response per Alarm	Monthly Average Man Hours per Alarm	YTD Av. Responded per Alarm	YTD Av. Man Hours per Alarm
					9.38	7.94	12.70	11.00

Current Month Calls For Service and Statistics								
No. of Alarms	Types of Alarm this Month		Alarm Times of Occurrence	Year to Date Alarm Times of Occurrence		% of YTD Alarm Times		
4	Mutual Aid	4	Daytime Alarms 7:00am-3:30pm	26		33.8%		
3	Wires Down	2	Week Night Alarms 3:30pm-7:00am	24		31.2%		
1	CO Alarm	7	Week End Alarms Sat. 7:00am-Mon. 7:00am	27		35.1%		
1	False Alarm	13	Total Alarms this Month	77		100%		
1	Motor Vehicle Crash							
1	Natural Gas Incident							
1	Service Call							
1	Smell of Smoke							
13	Total Alarms this Month							