

ÉlanCité



DÉTECTER • INFORMER • SÉCURISER

Start date: Friday, September 1, 2023 12:00 AM
End date: Tuesday, September 12, 2023 10:30 AM

Location:

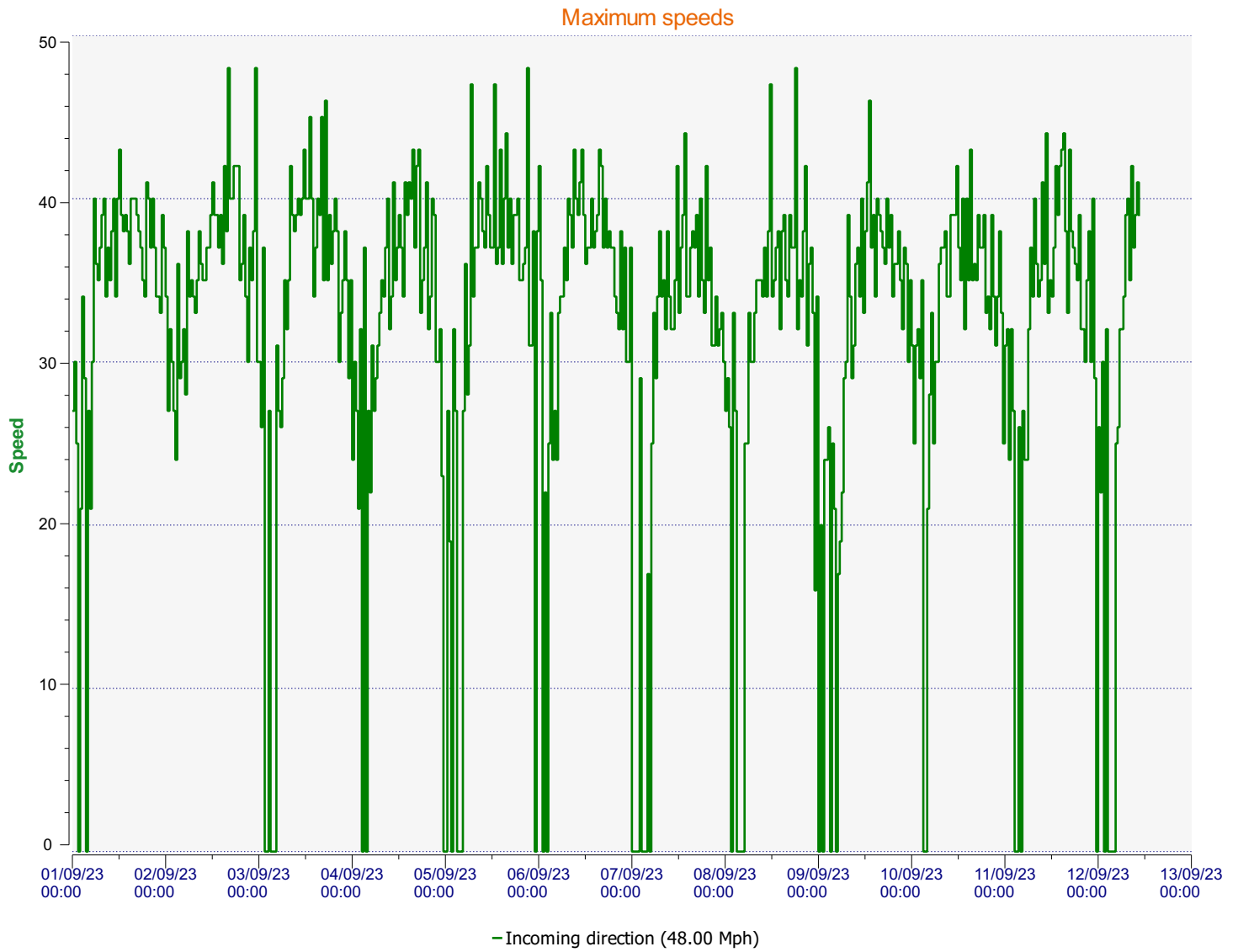
Comments:



Start date: Friday, September 1, 2023 12:00 AM
End date: Tuesday, September 12, 2023 10:30 AM

Location:

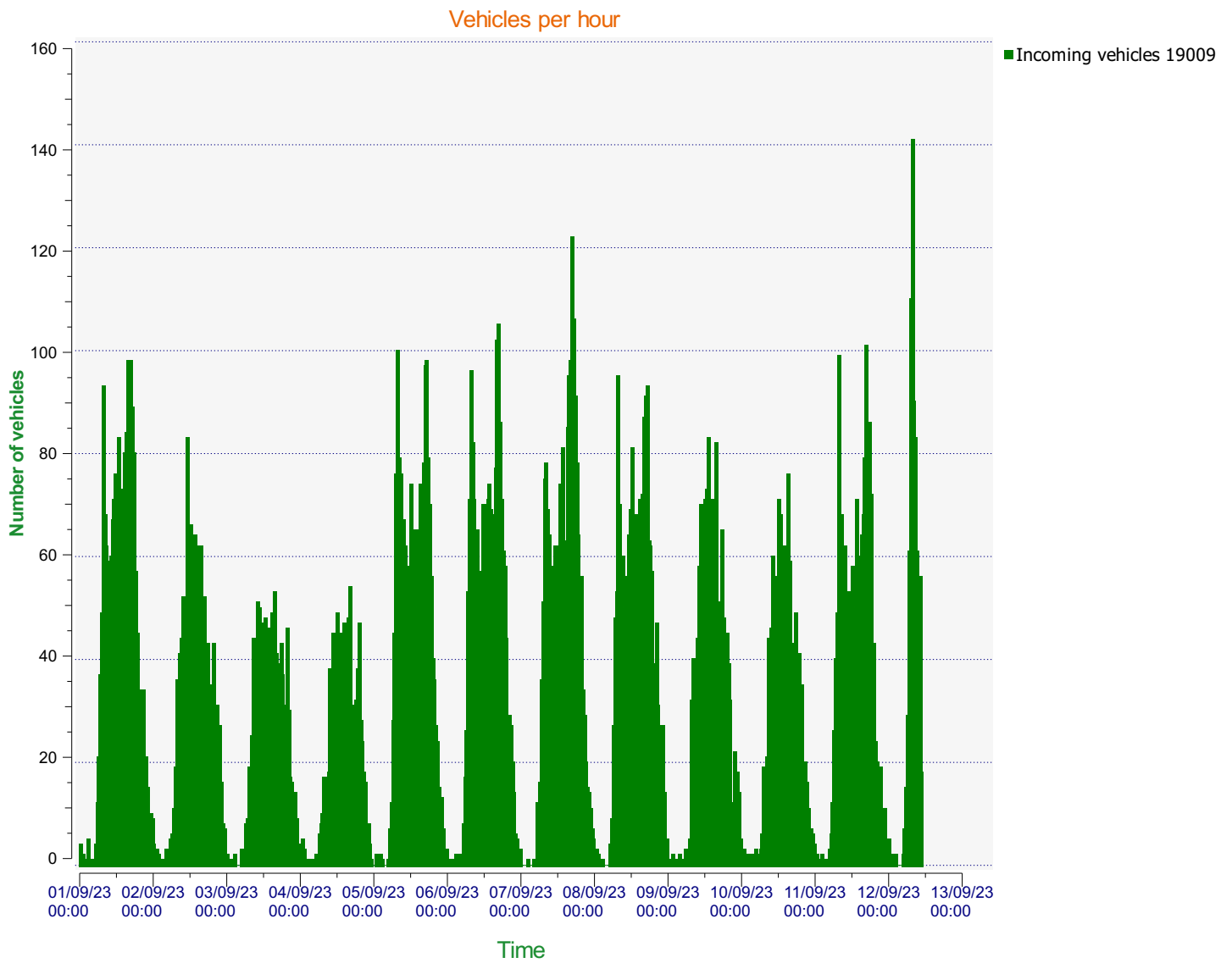
Comments:



Start date: Friday, September 1, 2023 12:00 AM
End date: Tuesday, September 12, 2023 10:30 AM

Location:

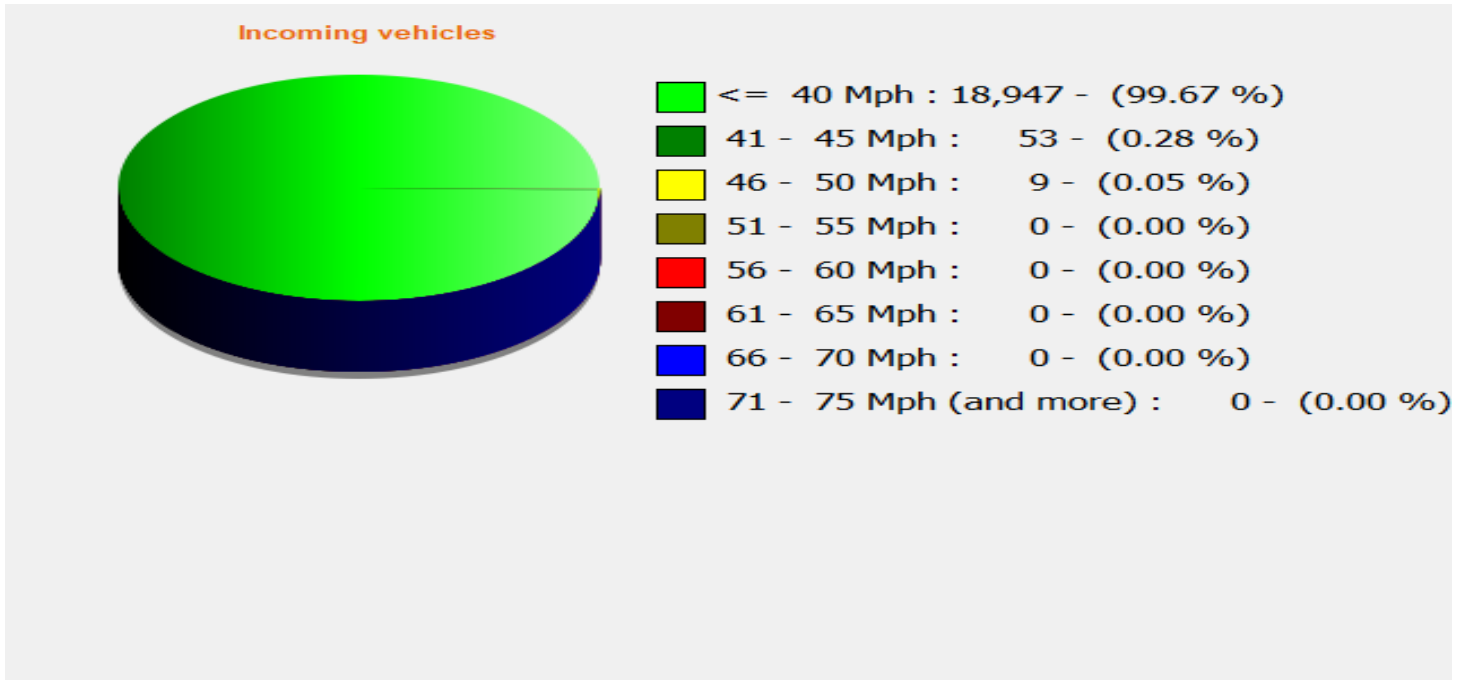
Comments:



Start date: Friday, September 1, 2023 12:00 AM
End date: Tuesday, September 12, 2023 10:30 AM

Location:


Comments:



Start date: Friday, September 1, 2023 12:00 AM
End date: Tuesday, September 12, 2023 10:30 AM

Location:

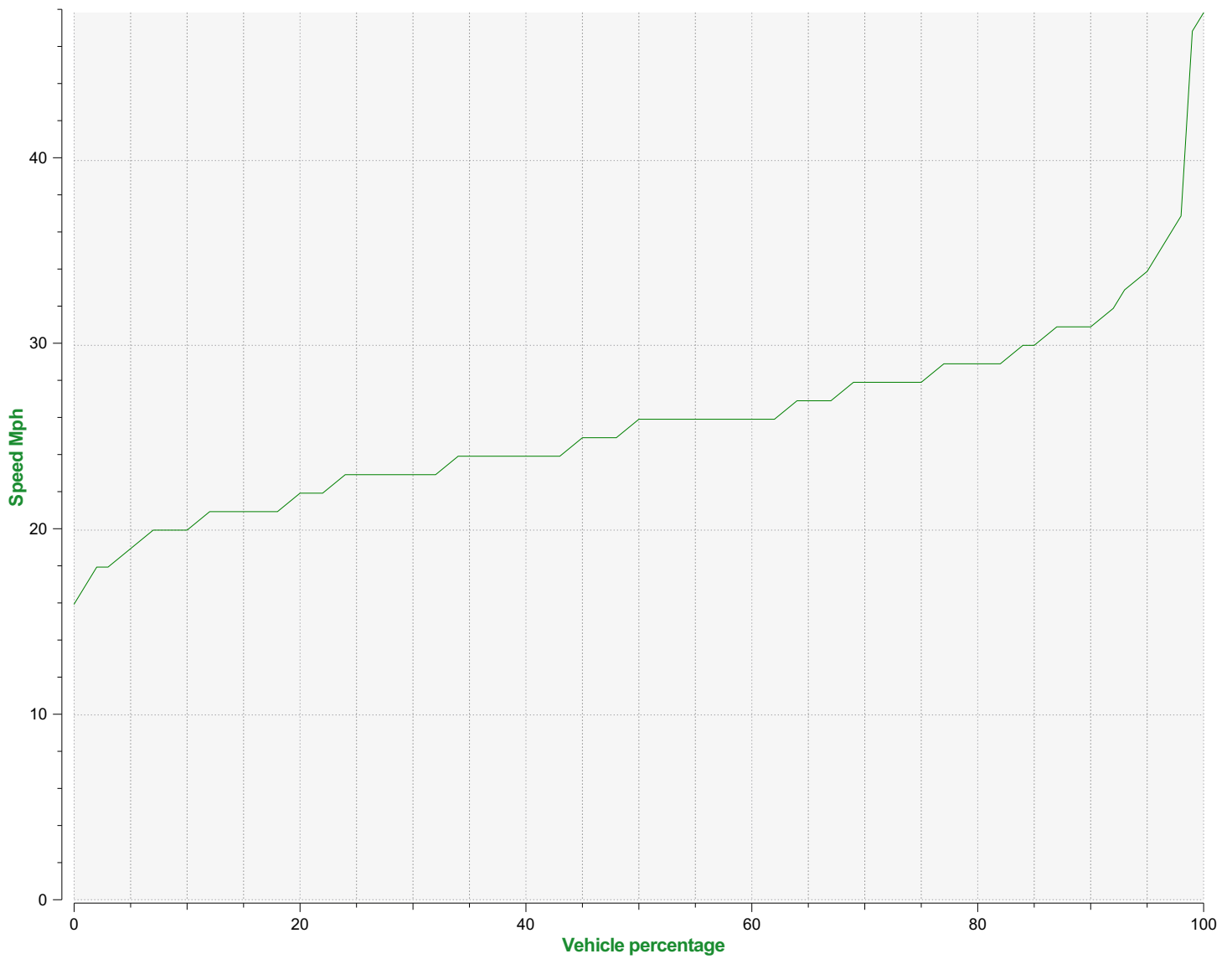
Comments:



Start date: Friday, September 1, 2023 12:00 AM
End date: Tuesday, September 12, 2023 10:30 AM

Location:

Comments:



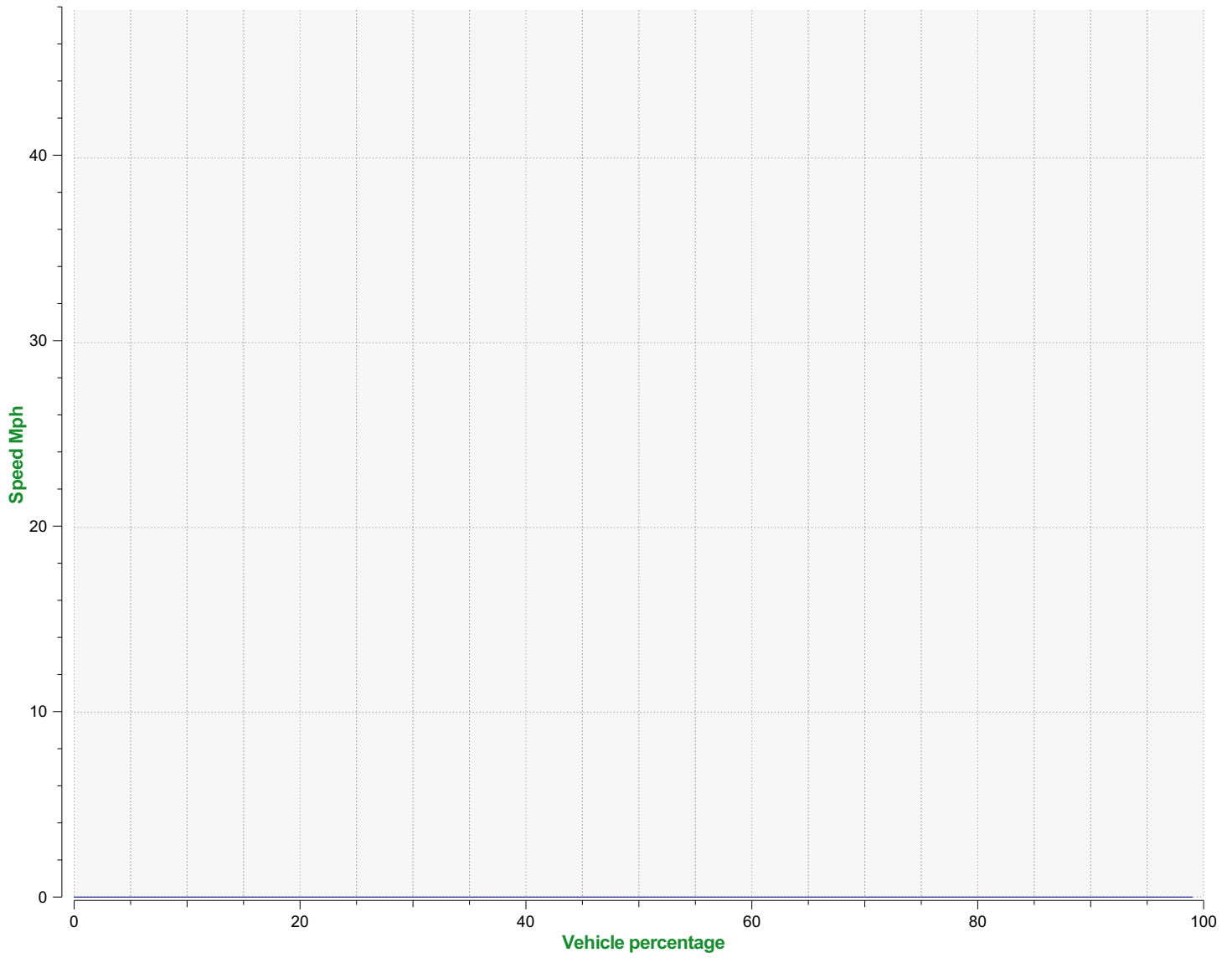
Speed percentiles (incoming)

V30: 23.00Mph **V50:** 26.00Mph **V85:** 30.00Mph

Start date: Friday, September 1, 2023 12:00 AM
End date: Tuesday, September 12, 2023 10:30 AM

Location:

Comments:



Speed percentile(outgoing)

V30: 0.00Mph **V50:** 0.00Mph **V85:** 0.00Mph

Start date: Friday, September 1, 2023 12:00 AM
End date: Tuesday, September 12, 2023 10:30 AM

Location:

Comments:

Measurements records

Date	Number of measurements	Number of vehicles	Average speed	Maximum speed	Direction
01/09/2023 02:00	1	1	21.00	21.00	Incoming
01/09/2023 03:00	1	1	29.00	29.00	Incoming
01/09/2023 04:00	1	1	27.00	27.00	Incoming
01/09/2023 04:30	1	1	21.00	21.00	Incoming
02/09/2023 02:00	1	1	27.00	27.00	Incoming
02/09/2023 02:30	1	1	24.00	24.00	Incoming
02/09/2023 03:00	1	1	36.00	36.00	Incoming
02/09/2023 03:30	1	1	29.00	29.00	Incoming
02/09/2023 05:00	1	1	28.00	28.00	Incoming
03/09/2023 00:30	1	1	26.00	26.00	Incoming
03/09/2023 01:00	1	1	37.00	37.00	Incoming
03/09/2023 05:00	1	1	27.00	27.00	Incoming
03/09/2023 05:30	1	1	26.00	26.00	Incoming
04/09/2023 00:00	1	1	24.00	24.00	Incoming
04/09/2023 01:30	1	1	21.00	21.00	Incoming
04/09/2023 02:00	1	1	32.00	32.00	Incoming
04/09/2023 03:00	1	1	37.00	37.00	Incoming
04/09/2023 04:00	1	1	27.00	27.00	Incoming
04/09/2023 04:30	1	1	22.00	22.00	Incoming
04/09/2023 23:00	1	1	23.00	23.00	Incoming
05/09/2023 01:00	1	1	19.00	19.00	Incoming
05/09/2023 02:30	1	1	27.00	27.00	Incoming
05/09/2023 04:30	1	1	27.00	27.00	Incoming
06/09/2023 00:00	1	1	42.00	42.00	Incoming
06/09/2023 00:30	1	1	35.00	35.00	Incoming
06/09/2023 01:30	1	1	22.00	22.00	Incoming
06/09/2023 03:00	1	1	33.00	33.00	Incoming
06/09/2023 03:30	1	1	24.00	24.00	Incoming
07/09/2023 02:00	1	1	29.00	29.00	Incoming
07/09/2023 04:00	1	1	17.00	17.00	Incoming
08/09/2023 00:00	1	1	27.00	27.00	Incoming
08/09/2023 02:00	1	1	33.00	33.00	Incoming
08/09/2023 02:30	1	1	27.00	27.00	Incoming
08/09/2023 23:00	1	1	16.00	16.00	Incoming
09/09/2023 00:30	1	1	20.00	20.00	Incoming
09/09/2023 02:00	1	1	24.00	24.00	Incoming
09/09/2023 02:30	1	1	26.00	26.00	Incoming
09/09/2023 04:00	1	1	21.00	21.00	Incoming
09/09/2023 05:00	1	1	17.00	17.00	Incoming
10/09/2023 01:00	1	1	31.00	31.00	Incoming
10/09/2023 02:00	1	1	29.00	29.00	Incoming
10/09/2023 05:00	1	1	33.00	33.00	Incoming
11/09/2023 00:00	1	1	31.00	31.00	Incoming
11/09/2023 01:00	1	1	24.00	24.00	Incoming
11/09/2023 01:30	1	1	32.00	32.00	Incoming
11/09/2023 03:30	1	1	26.00	26.00	Incoming
12/09/2023 00:30	1	1	22.00	22.00	Incoming
01/09/2023 00:30	2	2	27.00	30.00	Incoming
01/09/2023 01:00	2	2	23.50	25.00	Incoming
02/09/2023 01:30	2	2	27.50	30.00	Incoming

Measurements records

Date	Number of measurements	Number of vehicles	Average speed	Maximum speed	Direction
02/09/2023 04:30	2	2	25.50	32.00	Incoming
02/09/2023 23:30	2	2	27.50	30.00	Incoming
03/09/2023 00:00	2	2	25.00	30.00	Incoming
03/09/2023 02:30	2	2	24.50	27.00	Incoming
04/09/2023 05:00	2	2	29.50	31.00	Incoming
04/09/2023 05:30	2	2	25.00	27.00	Incoming
05/09/2023 00:30	2	2	23.50	27.00	Incoming
05/09/2023 02:00	2	2	28.50	32.00	Incoming
06/09/2023 02:30	2	2	24.00	25.00	Incoming
06/09/2023 04:00	2	2	27.00	27.00	Incoming
06/09/2023 04:30	2	2	23.00	24.00	Incoming
06/09/2023 23:00	2	2	28.50	30.00	Incoming
08/09/2023 01:00	2	2	22.00	26.00	Incoming
09/09/2023 01:30	2	2	24.00	24.00	Incoming
09/09/2023 03:30	2	2	24.00	25.00	Incoming
09/09/2023 06:00	2	2	21.00	22.00	Incoming
09/09/2023 06:30	2	2	24.00	29.00	Incoming
10/09/2023 01:30	2	2	29.50	32.00	Incoming
10/09/2023 02:30	2	2	33.00	35.00	Incoming
10/09/2023 04:00	2	2	20.00	21.00	Incoming
10/09/2023 05:30	2	2	21.00	25.00	Incoming
11/09/2023 00:30	2	2	26.50	32.00	Incoming
11/09/2023 02:00	2	2	26.00	27.00	Incoming
12/09/2023 01:00	2	2	29.50	30.00	Incoming
12/09/2023 02:00	2	2	30.00	32.00	Incoming
12/09/2023 04:30	2	2	23.50	25.00	Incoming
02/09/2023 00:30	3	3	27.00	27.00	Incoming
02/09/2023 01:00	3	3	27.33	32.00	Incoming
02/09/2023 04:00	3	3	24.67	30.00	Incoming
03/09/2023 04:30	3	3	30.00	31.00	Incoming
04/09/2023 01:00	3	3	24.33	27.00	Incoming
05/09/2023 23:30	3	3	28.67	38.00	Incoming
06/09/2023 23:30	3	3	31.33	37.00	Incoming
08/09/2023 00:30	3	3	26.00	29.00	Incoming
09/09/2023 05:30	3	3	17.33	19.00	Incoming
10/09/2023 00:00	3	3	25.67	31.00	Incoming
10/09/2023 00:30	3	3	24.67	25.00	Incoming
10/09/2023 04:30	3	3	24.00	28.00	Incoming
10/09/2023 06:00	3	3	28.00	30.00	Incoming
11/09/2023 04:30	3	3	24.00	27.00	Incoming
11/09/2023 23:00	3	3	22.33	29.00	Incoming
01/09/2023 00:00	4	4	22.75	27.00	Incoming
01/09/2023 05:00	4	4	26.75	30.00	Incoming
02/09/2023 00:00	4	4	30.00	34.00	Incoming
03/09/2023 23:00	4	4	25.25	29.00	Incoming
03/09/2023 23:30	4	4	25.75	35.00	Incoming
04/09/2023 22:30	4	4	28.25	32.00	Incoming
08/09/2023 05:00	4	4	23.75	25.00	Incoming
10/09/2023 23:30	4	4	22.00	25.00	Incoming
01/09/2023 02:30	5	5	27.00	34.00	Incoming

Measurements records

Date	Number of measurements	Number of vehicles	Average speed	Maximum speed	Direction
02/09/2023 05:30	5	5	25.40	38.00	Incoming
04/09/2023 00:30	5	5	28.20	30.00	Incoming
06/09/2023 22:30	5	5	21.20	30.00	Incoming
07/09/2023 23:30	5	5	25.80	30.00	Incoming
08/09/2023 23:30	5	5	23.40	34.00	Incoming
09/09/2023 07:00	5	5	22.60	30.00	Incoming
09/09/2023 23:30	5	5	29.60	35.00	Incoming
12/09/2023 00:00	5	5	23.60	26.00	Incoming
02/09/2023 06:00	6	6	26.17	34.00	Incoming
04/09/2023 06:00	6	6	24.17	29.00	Incoming
06/09/2023 22:00	6	6	29.17	37.00	Incoming
07/09/2023 05:30	6	6	25.17	33.00	Incoming
10/09/2023 06:30	6	6	24.33	30.00	Incoming
10/09/2023 22:00	6	6	28.50	34.00	Incoming
10/09/2023 23:00	6	6	28.17	33.00	Incoming
11/09/2023 05:00	6	6	23.00	24.00	Incoming
11/09/2023 22:00	6	6	26.00	30.00	Incoming
01/09/2023 22:30	7	7	25.00	33.00	Incoming
02/09/2023 23:00	7	7	32.14	48.00	Incoming
03/09/2023 21:30	7	7	26.86	35.00	Incoming
04/09/2023 21:30	7	7	26.00	30.00	Incoming
05/09/2023 05:00	7	7	26.71	36.00	Incoming
05/09/2023 22:30	7	7	27.14	38.00	Incoming
07/09/2023 23:00	7	7	27.14	33.00	Incoming
10/09/2023 22:30	7	7	29.14	38.00	Incoming
12/09/2023 05:00	7	7	24.14	26.00	Incoming
02/09/2023 22:30	8	8	27.00	38.00	Incoming
03/09/2023 06:00	8	8	24.50	29.00	Incoming
04/09/2023 06:30	8	8	27.38	31.00	Incoming
04/09/2023 22:00	8	8	24.75	30.00	Incoming
06/09/2023 05:00	8	8	26.25	33.00	Incoming
01/09/2023 23:30	9	9	26.44	37.00	Incoming
03/09/2023 06:30	9	9	25.89	35.00	Incoming
03/09/2023 22:30	9	9	26.44	35.00	Incoming
08/09/2023 05:30	9	9	22.78	25.00	Incoming
11/09/2023 21:30	9	9	26.56	38.00	Incoming
01/09/2023 23:00	10	10	28.00	39.00	Incoming
04/09/2023 07:00	10	10	27.20	33.00	Incoming
02/09/2023 06:30	11	11	27.64	35.00	Incoming
03/09/2023 07:30	11	11	25.91	35.00	Incoming
05/09/2023 21:30	11	11	24.36	31.00	Incoming
07/09/2023 22:30	11	11	24.73	32.00	Incoming
10/09/2023 21:30	11	11	26.00	31.00	Incoming
11/09/2023 22:30	11	11	28.18	40.00	Incoming
01/09/2023 05:30	12	12	24.75	40.00	Incoming
04/09/2023 08:30	12	12	27.83	37.00	Incoming
05/09/2023 05:30	12	12	24.25	28.00	Incoming
07/09/2023 05:00	12	12	21.33	25.00	Incoming
09/09/2023 20:30	12	12	27.33	38.00	Incoming
09/09/2023 21:00	12	12	27.00	35.00	Incoming

Measurements records

Date	Number of measurements	Number of vehicles	Average speed	Maximum speed	Direction
11/09/2023 05:30	12	12	22.33	24.00	Incoming
05/09/2023 22:00	13	13	25.38	31.00	Incoming
03/09/2023 22:00	14	14	27.93	38.00	Incoming
06/09/2023 21:30	14	14	26.14	32.00	Incoming
07/09/2023 22:00	14	14	25.50	31.00	Incoming
08/09/2023 22:30	14	14	24.50	33.00	Incoming
09/09/2023 23:00	14	14	24.86	30.00	Incoming
01/09/2023 22:00	15	15	27.00	34.00	Incoming
05/09/2023 21:00	15	15	27.33	48.00	Incoming
07/09/2023 21:30	15	15	26.40	34.00	Incoming
12/09/2023 05:30	15	15	24.67	32.00	Incoming
02/09/2023 22:00	16	16	25.50	35.00	Incoming
03/09/2023 21:00	16	16	25.56	33.00	Incoming
04/09/2023 21:00	16	16	26.75	39.00	Incoming
07/09/2023 06:00	16	16	23.88	29.00	Incoming
10/09/2023 20:00	16	16	24.81	32.00	Incoming
10/09/2023 21:00	16	16	26.81	34.00	Incoming
01/09/2023 21:00	17	17	29.00	37.00	Incoming
03/09/2023 20:30	17	17	25.82	30.00	Incoming
04/09/2023 07:30	17	17	25.35	35.00	Incoming
04/09/2023 08:00	17	17	27.29	34.00	Incoming
06/09/2023 05:30	17	17	25.47	34.00	Incoming
11/09/2023 20:30	17	17	24.53	30.00	Incoming
04/09/2023 09:00	18	18	27.78	40.00	Incoming
04/09/2023 20:30	18	18	24.94	40.00	Incoming
09/09/2023 22:00	18	18	25.78	37.00	Incoming
09/09/2023 22:30	18	18	25.39	36.00	Incoming
12/09/2023 10:30	18	18	26.83	39.00	Incoming
02/09/2023 07:00	19	19	25.58	34.00	Incoming
03/09/2023 07:00	19	19	24.68	32.00	Incoming
10/09/2023 07:00	19	19	25.79	36.00	Incoming
10/09/2023 07:30	19	19	26.26	37.00	Incoming
11/09/2023 21:00	19	19	26.95	35.00	Incoming
06/09/2023 21:00	20	20	27.40	38.00	Incoming
07/09/2023 21:00	20	20	24.50	31.00	Incoming
10/09/2023 20:30	20	20	28.20	39.00	Incoming
11/09/2023 20:00	20	20	25.95	32.00	Incoming
01/09/2023 06:00	21	21	27.62	36.00	Incoming
01/09/2023 21:30	21	21	26.71	34.00	Incoming
08/09/2023 21:00	21	21	25.10	31.00	Incoming
10/09/2023 08:00	21	21	27.14	37.00	Incoming
09/09/2023 21:30	22	22	25.09	32.00	Incoming
02/09/2023 20:00	23	23	26.70	39.00	Incoming
02/09/2023 21:00	24	24	26.46	30.00	Incoming
04/09/2023 17:30	24	24	28.04	33.00	Incoming
04/09/2023 20:00	24	24	26.29	34.00	Incoming
05/09/2023 20:30	24	24	27.04	37.00	Incoming
11/09/2023 19:30	24	24	25.21	32.00	Incoming
03/09/2023 08:00	25	25	28.12	42.00	Incoming
06/09/2023 06:00	26	26	26.92	34.00	Incoming

Measurements records

Date	Number of measurements	Number of vehicles	Average speed	Maximum speed	Direction
11/09/2023 06:00	26	26	24.77	32.00	Incoming
02/09/2023 21:30	27	27	27.19	37.00	Incoming
05/09/2023 20:00	27	27	25.44	36.00	Incoming
06/09/2023 20:30	27	27	26.74	32.00	Incoming
08/09/2023 06:00	27	27	24.26	33.00	Incoming
08/09/2023 21:30	27	27	26.48	36.00	Incoming
08/09/2023 22:00	27	27	25.89	37.00	Incoming
02/09/2023 18:30	28	28	27.36	42.00	Incoming
04/09/2023 16:30	28	28	27.96	42.00	Incoming
04/09/2023 19:30	28	28	25.25	32.00	Incoming
05/09/2023 06:00	28	28	25.50	31.00	Incoming
06/09/2023 19:30	28	28	25.93	34.00	Incoming
03/09/2023 09:00	29	29	26.59	38.00	Incoming
06/09/2023 20:00	29	29	25.00	33.00	Incoming
07/09/2023 20:30	29	29	23.79	31.00	Incoming
10/09/2023 17:00	29	29	26.45	39.00	Incoming
12/09/2023 06:00	29	29	24.24	32.00	Incoming
01/09/2023 19:30	30	30	27.37	40.00	Incoming
02/09/2023 08:00	30	30	26.73	35.00	Incoming
03/09/2023 18:30	30	30	26.60	36.00	Incoming
03/09/2023 20:00	30	30	26.07	38.00	Incoming
02/09/2023 20:30	31	31	25.84	34.00	Incoming
03/09/2023 19:00	31	31	27.61	38.00	Incoming
04/09/2023 17:00	31	31	27.48	43.00	Incoming
08/09/2023 20:30	31	31	26.71	42.00	Incoming
09/09/2023 08:30	31	31	21.90	29.00	Incoming
04/09/2023 18:00	32	32	26.81	35.00	Incoming
09/09/2023 07:30	32	32	23.47	39.00	Incoming
09/09/2023 09:00	32	32	22.06	31.00	Incoming
09/09/2023 20:00	32	32	26.12	36.00	Incoming
03/09/2023 09:30	33	33	26.48	39.00	Incoming
10/09/2023 18:00	33	33	25.97	37.00	Incoming
01/09/2023 19:00	34	34	26.29	41.00	Incoming
01/09/2023 20:00	34	34	26.21	37.00	Incoming
01/09/2023 20:30	34	34	26.68	40.00	Incoming
02/09/2023 19:00	34	34	25.56	35.00	Incoming
07/09/2023 20:00	34	34	25.59	37.00	Incoming
10/09/2023 19:00	34	34	26.12	33.00	Incoming
02/09/2023 18:00	35	35	27.17	42.00	Incoming
10/09/2023 19:30	35	35	25.77	34.00	Incoming
02/09/2023 07:30	36	36	26.19	33.00	Incoming
03/09/2023 11:30	36	36	28.08	43.00	Incoming
05/09/2023 19:30	36	36	23.86	35.00	Incoming
07/09/2023 06:30	36	36	23.78	34.00	Incoming
01/09/2023 06:30	37	37	26.08	35.00	Incoming
03/09/2023 16:30	37	37	27.46	35.00	Incoming
03/09/2023 18:00	37	37	26.51	39.00	Incoming
04/09/2023 10:00	37	37	25.73	34.00	Incoming
04/09/2023 11:00	37	37	26.92	35.00	Incoming
04/09/2023 13:30	37	37	28.65	41.00	Incoming

Measurements records

Date	Number of measurements	Number of vehicles	Average speed	Maximum speed	Direction
04/09/2023 09:30	38	38	26.05	32.00	Incoming
04/09/2023 11:30	38	38	27.00	37.00	Incoming
04/09/2023 15:00	38	38	27.55	40.00	Incoming
04/09/2023 18:30	38	38	26.87	37.00	Incoming
08/09/2023 19:30	38	38	25.76	34.00	Incoming
03/09/2023 12:00	39	39	27.92	40.00	Incoming
03/09/2023 14:00	39	39	26.79	34.00	Incoming
03/09/2023 17:00	39	39	27.46	46.00	Incoming
08/09/2023 19:00	39	39	26.05	35.00	Incoming
09/09/2023 19:30	39	39	26.05	36.00	Incoming
10/09/2023 09:00	39	39	26.03	34.00	Incoming
10/09/2023 16:30	39	39	25.49	35.00	Incoming
03/09/2023 13:00	40	40	27.27	45.00	Incoming
05/09/2023 19:00	40	40	25.12	35.00	Incoming
09/09/2023 08:00	40	40	23.57	34.00	Incoming
11/09/2023 06:30	40	40	25.77	37.00	Incoming
02/09/2023 08:30	41	41	27.68	38.00	Incoming
02/09/2023 10:30	41	41	26.90	37.00	Incoming
03/09/2023 16:00	41	41	27.98	45.00	Incoming
10/09/2023 18:30	41	41	24.93	39.00	Incoming
11/09/2023 18:30	41	41	26.05	35.00	Incoming
02/09/2023 17:00	42	42	27.45	40.00	Incoming
04/09/2023 12:30	42	42	28.00	37.00	Incoming
09/09/2023 18:30	42	42	25.93	39.00	Incoming
12/09/2023 09:30	42	42	25.38	39.00	Incoming
02/09/2023 17:30	43	43	27.98	42.00	Incoming
02/09/2023 19:30	43	43	26.93	36.00	Incoming
03/09/2023 17:30	43	43	27.37	35.00	Incoming
10/09/2023 16:00	43	43	26.40	36.00	Incoming
11/09/2023 09:00	43	43	26.81	35.00	Incoming
11/09/2023 19:00	43	43	27.37	39.00	Incoming
02/09/2023 09:00	44	44	26.55	36.00	Incoming
03/09/2023 08:30	44	44	26.91	39.00	Incoming
03/09/2023 15:00	44	44	27.55	40.00	Incoming
06/09/2023 19:00	44	44	26.43	37.00	Incoming
09/09/2023 09:30	44	44	22.41	36.00	Incoming
10/09/2023 08:30	44	44	26.80	38.00	Incoming
01/09/2023 18:30	45	45	26.84	34.00	Incoming
04/09/2023 10:30	45	45	27.93	41.00	Incoming
04/09/2023 13:00	45	45	26.76	34.00	Incoming
05/09/2023 06:30	45	45	26.33	47.00	Incoming
09/09/2023 19:00	45	45	25.62	34.00	Incoming
03/09/2023 13:30	46	46	28.22	40.00	Incoming
03/09/2023 19:30	46	46	24.93	40.00	Incoming
10/09/2023 09:30	46	46	25.46	34.00	Incoming
11/09/2023 11:30	46	46	26.22	35.00	Incoming
03/09/2023 11:00	47	47	27.89	40.00	Incoming
04/09/2023 14:00	47	47	28.04	39.00	Incoming
04/09/2023 14:30	47	47	28.68	41.00	Incoming
04/09/2023 19:00	47	47	26.21	41.00	Incoming

Measurements records

Date	Number of measurements	Number of vehicles	Average speed	Maximum speed	Direction
08/09/2023 20:00	47	47	26.04	38.00	Incoming
09/09/2023 15:00	47	47	26.02	40.00	Incoming
11/09/2023 10:30	47	47	27.13	44.00	Incoming
02/09/2023 16:00	48	48	26.52	48.00	Incoming
03/09/2023 12:30	48	48	28.52	40.00	Incoming
04/09/2023 15:30	48	48	28.04	43.00	Incoming
08/09/2023 06:30	48	48	24.65	30.00	Incoming
09/09/2023 16:30	48	48	26.08	37.00	Incoming
09/09/2023 18:00	48	48	25.56	37.00	Incoming
11/09/2023 10:00	48	48	27.29	36.00	Incoming
01/09/2023 07:00	49	49	25.90	37.00	Incoming
03/09/2023 14:30	49	49	27.59	37.00	Incoming
04/09/2023 12:00	49	49	28.04	39.00	Incoming
09/09/2023 16:00	49	49	27.27	38.00	Incoming
10/09/2023 17:30	49	49	26.24	37.00	Incoming
11/09/2023 07:00	49	49	24.88	34.00	Incoming
02/09/2023 10:00	50	50	25.60	35.00	Incoming
03/09/2023 10:30	50	50	27.04	39.00	Incoming
05/09/2023 14:00	50	50	26.86	43.00	Incoming
08/09/2023 09:30	50	50	25.06	34.00	Incoming
11/09/2023 13:00	50	50	27.44	42.00	Incoming
02/09/2023 11:30	51	51	26.51	39.00	Incoming
03/09/2023 10:00	51	51	26.41	40.00	Incoming
07/09/2023 07:00	51	51	24.04	38.00	Incoming
09/09/2023 17:00	51	51	27.25	36.00	Incoming
02/09/2023 09:30	52	52	26.42	35.00	Incoming
02/09/2023 12:30	52	52	28.67	39.00	Incoming
02/09/2023 16:30	52	52	26.38	40.00	Incoming
07/09/2023 10:30	52	52	25.42	32.00	Incoming
10/09/2023 10:30	52	52	27.29	39.00	Incoming
03/09/2023 15:30	53	53	28.75	39.00	Incoming
05/09/2023 10:30	53	53	27.74	42.00	Incoming
06/09/2023 06:30	53	53	25.87	37.00	Incoming
06/09/2023 10:00	53	53	26.87	39.00	Incoming
07/09/2023 14:00	53	53	24.25	34.00	Incoming
07/09/2023 19:00	53	53	25.96	42.00	Incoming
08/09/2023 07:00	53	53	23.70	30.00	Incoming
10/09/2023 11:00	53	53	28.30	39.00	Incoming
11/09/2023 11:00	53	53	25.79	33.00	Incoming
11/09/2023 12:30	53	53	26.85	37.00	Incoming
11/09/2023 14:00	53	53	27.13	42.00	Incoming
04/09/2023 16:00	54	54	28.09	37.00	Incoming
06/09/2023 10:30	54	54	26.85	41.00	Incoming
02/09/2023 14:30	55	55	26.60	36.00	Incoming
05/09/2023 13:00	55	55	26.33	36.00	Incoming
08/09/2023 10:00	55	55	25.53	37.00	Incoming
10/09/2023 13:30	55	55	25.75	32.00	Incoming
02/09/2023 15:00	56	56	28.14	42.00	Incoming
05/09/2023 11:30	56	56	27.02	37.00	Incoming
05/09/2023 18:30	56	56	26.54	40.00	Incoming

Measurements records

Date	Number of measurements	Number of vehicles	Average speed	Maximum speed	Direction
07/09/2023 19:30	56	56	25.20	35.00	Incoming
08/09/2023 10:30	56	56	24.89	34.00	Incoming
08/09/2023 12:30	56	56	24.41	35.00	Incoming
09/09/2023 11:30	56	56	26.11	33.00	Incoming
10/09/2023 11:30	56	56	27.18	42.00	Incoming
12/09/2023 10:00	56	56	26.41	41.00	Incoming
01/09/2023 09:30	57	57	25.86	35.00	Incoming
01/09/2023 18:00	57	57	26.44	35.00	Incoming
06/09/2023 11:00	57	57	27.00	43.00	Incoming
07/09/2023 10:00	57	57	24.26	32.00	Incoming
08/09/2023 08:30	57	57	24.82	35.00	Incoming
08/09/2023 18:30	57	57	24.28	32.00	Incoming
11/09/2023 08:00	57	57	26.40	36.00	Incoming
02/09/2023 13:00	58	58	26.62	39.00	Incoming
05/09/2023 11:00	58	58	26.78	39.00	Incoming
06/09/2023 18:30	58	58	26.03	37.00	Incoming
07/09/2023 09:30	58	58	25.45	34.00	Incoming
07/09/2023 11:30	58	58	26.34	42.00	Incoming
09/09/2023 10:00	58	58	24.59	37.00	Incoming
11/09/2023 12:00	58	58	27.21	34.00	Incoming
01/09/2023 09:00	59	59	25.83	37.00	Incoming
10/09/2023 15:30	59	59	26.85	35.00	Incoming
01/09/2023 10:00	60	60	26.50	38.00	Incoming
08/09/2023 09:00	60	60	24.83	35.00	Incoming
10/09/2023 10:00	60	60	26.13	39.00	Incoming
10/09/2023 14:00	60	60	27.37	40.00	Incoming
11/09/2023 14:30	60	60	27.28	43.00	Incoming
06/09/2023 18:00	61	61	26.25	38.00	Incoming
12/09/2023 06:30	61	61	25.70	34.00	Incoming
12/09/2023 09:00	61	61	26.20	37.00	Incoming
01/09/2023 08:30	62	62	25.97	34.00	Incoming
02/09/2023 14:00	62	62	28.40	39.00	Incoming
02/09/2023 15:30	62	62	26.08	38.00	Incoming
05/09/2023 10:00	62	62	27.23	37.00	Incoming
07/09/2023 11:00	62	62	25.87	35.00	Incoming
07/09/2023 12:00	62	62	25.45	33.00	Incoming
08/09/2023 13:00	62	62	26.06	37.00	Incoming
08/09/2023 15:00	62	62	27.26	39.00	Incoming
08/09/2023 18:00	62	62	27.47	48.00	Incoming
10/09/2023 13:00	62	62	26.95	40.00	Incoming
10/09/2023 14:30	62	62	27.27	35.00	Incoming
11/09/2023 09:30	62	62	26.18	41.00	Incoming
01/09/2023 12:00	63	63	27.57	43.00	Incoming
05/09/2023 09:00	63	63	27.35	40.00	Incoming
07/09/2023 14:30	63	63	25.59	34.00	Incoming
08/09/2023 17:30	63	63	24.21	37.00	Incoming
02/09/2023 13:30	64	64	27.98	37.00	Incoming
05/09/2023 14:30	64	64	26.70	36.00	Incoming
07/09/2023 09:00	64	64	24.27	38.00	Incoming
07/09/2023 18:30	64	64	25.75	33.00	Incoming

Measurements records

Date	Number of measurements	Number of vehicles	Average speed	Maximum speed	Direction
08/09/2023 11:00	64	64	25.09	38.00	Incoming
09/09/2023 14:00	64	64	28.06	39.00	Incoming
11/09/2023 15:00	64	64	26.41	44.00	Incoming
05/09/2023 12:30	65	65	27.49	47.00	Incoming
05/09/2023 13:30	65	65	26.78	37.00	Incoming
06/09/2023 09:00	65	65	26.95	43.00	Incoming
06/09/2023 09:30	65	65	26.75	40.00	Incoming
07/09/2023 13:00	65	65	25.83	39.00	Incoming
09/09/2023 17:30	65	65	26.48	40.00	Incoming
01/09/2023 13:30	66	66	27.36	39.00	Incoming
02/09/2023 12:00	66	66	27.85	41.00	Incoming
06/09/2023 12:00	66	66	26.33	36.00	Incoming
09/09/2023 11:00	66	66	26.29	40.00	Incoming
01/09/2023 10:30	67	67	26.93	40.00	Incoming
05/09/2023 09:30	67	67	26.63	38.00	Incoming
08/09/2023 14:00	67	67	24.97	32.00	Incoming
01/09/2023 08:00	68	68	26.03	40.00	Incoming
06/09/2023 14:30	68	68	27.75	38.00	Incoming
06/09/2023 15:00	68	68	27.46	39.00	Incoming
08/09/2023 13:30	68	68	25.16	38.00	Incoming
10/09/2023 12:30	68	68	26.62	35.00	Incoming
11/09/2023 08:30	68	68	25.34	34.00	Incoming
11/09/2023 15:30	68	68	26.51	38.00	Incoming
06/09/2023 14:00	69	69	26.54	37.00	Incoming
07/09/2023 08:30	69	69	24.23	32.00	Incoming
08/09/2023 11:30	69	69	24.81	47.00	Incoming
09/09/2023 13:30	69	69	27.87	37.00	Incoming
05/09/2023 15:30	70	70	27.94	44.00	Incoming
05/09/2023 18:00	70	70	27.07	39.00	Incoming
06/09/2023 11:30	70	70	27.60	39.00	Incoming
06/09/2023 12:30	70	70	28.71	37.00	Incoming
08/09/2023 08:00	70	70	25.29	35.00	Incoming
09/09/2023 10:30	70	70	25.73	34.00	Incoming
01/09/2023 11:00	71	71	26.39	34.00	Incoming
06/09/2023 07:00	71	71	25.34	35.00	Incoming
06/09/2023 08:30	71	71	26.94	37.00	Incoming
06/09/2023 13:00	71	71	26.28	37.00	Incoming
06/09/2023 17:30	71	71	27.32	37.00	Incoming
08/09/2023 14:30	71	71	24.66	38.00	Incoming
09/09/2023 12:00	71	71	27.03	38.00	Incoming
09/09/2023 14:30	71	71	25.77	34.00	Incoming
10/09/2023 12:00	71	71	27.70	37.00	Incoming
11/09/2023 13:30	71	71	26.46	39.00	Incoming
01/09/2023 13:00	72	72	26.72	38.00	Incoming
08/09/2023 15:30	72	72	24.74	35.00	Incoming
11/09/2023 18:00	72	72	26.88	36.00	Incoming
01/09/2023 14:00	73	73	26.79	38.00	Incoming
09/09/2023 12:30	73	73	27.95	41.00	Incoming
05/09/2023 12:00	74	74	28.15	37.00	Incoming
05/09/2023 15:00	74	74	27.22	40.00	Incoming

Measurements records

Date	Number of measurements	Number of vehicles	Average speed	Maximum speed	Direction
06/09/2023 13:30	74	74	27.12	40.00	Incoming
07/09/2023 12:30	74	74	24.30	37.00	Incoming
07/09/2023 07:30	75	75	24.23	34.00	Incoming
01/09/2023 11:30	76	76	27.36	40.00	Incoming
05/09/2023 07:00	76	76	26.00	34.00	Incoming
05/09/2023 08:30	76	76	27.58	41.00	Incoming
10/09/2023 15:00	76	76	28.13	43.00	Incoming
06/09/2023 15:30	77	77	27.82	43.00	Incoming
05/09/2023 16:00	78	78	26.58	37.00	Incoming
07/09/2023 08:00	78	78	25.56	35.00	Incoming
07/09/2023 18:00	78	78	25.42	35.00	Incoming
05/09/2023 08:00	79	79	26.01	37.00	Incoming
05/09/2023 17:30	79	79	26.81	39.00	Incoming
11/09/2023 16:00	79	79	25.38	33.00	Incoming
01/09/2023 14:30	80	80	27.31	36.00	Incoming
01/09/2023 17:30	80	80	26.40	37.00	Incoming
07/09/2023 13:30	81	81	24.49	44.00	Incoming
08/09/2023 12:00	81	81	25.11	34.00	Incoming
06/09/2023 08:00	82	82	25.80	39.00	Incoming
09/09/2023 15:30	82	82	27.35	39.00	Incoming
01/09/2023 12:30	83	83	26.94	39.00	Incoming
02/09/2023 11:00	83	83	27.29	37.00	Incoming
09/09/2023 13:00	83	83	28.89	46.00	Incoming
12/09/2023 08:30	83	83	26.99	42.00	Incoming
01/09/2023 15:00	84	84	27.83	40.00	Incoming
07/09/2023 15:00	85	85	25.04	37.00	Incoming
11/09/2023 17:00	85	85	28.06	38.00	Incoming
06/09/2023 17:00	86	86	26.99	40.00	Incoming
11/09/2023 17:30	86	86	26.78	37.00	Incoming
08/09/2023 16:00	87	87	25.69	34.00	Incoming
01/09/2023 17:00	89	89	26.80	38.00	Incoming
12/09/2023 08:00	90	90	26.43	35.00	Incoming
07/09/2023 17:30	91	91	26.33	40.00	Incoming
08/09/2023 16:30	91	91	24.75	39.00	Incoming
01/09/2023 07:30	93	93	26.16	39.00	Incoming
08/09/2023 17:00	93	93	25.30	37.00	Incoming
07/09/2023 15:30	95	95	25.06	38.00	Incoming
08/09/2023 07:30	95	95	24.42	33.00	Incoming
01/09/2023 16:00	96	96	27.77	40.00	Incoming
06/09/2023 07:30	96	96	25.32	40.00	Incoming
05/09/2023 16:30	97	97	27.52	40.00	Incoming
01/09/2023 15:30	98	98	27.44	40.00	Incoming
01/09/2023 16:30	98	98	27.11	39.00	Incoming
05/09/2023 17:00	98	98	26.34	36.00	Incoming
07/09/2023 16:00	98	98	25.37	37.00	Incoming
11/09/2023 07:30	99	99	26.29	40.00	Incoming
05/09/2023 07:30	100	100	26.05	37.00	Incoming
11/09/2023 16:30	101	101	26.95	43.00	Incoming
06/09/2023 16:00	102	102	26.99	42.00	Incoming
06/09/2023 16:30	105	105	27.48	37.00	Incoming

Measurements records

Date	Number of measurements	Number of vehicles	Average speed	Maximum speed	Direction
07/09/2023 17:00	106	106	24.71	34.00	Incoming
12/09/2023 07:00	110	110	25.72	39.00	Incoming
07/09/2023 16:30	122	122	25.09	39.00	Incoming
12/09/2023 07:30	141	141	26.97	40.00	Incoming