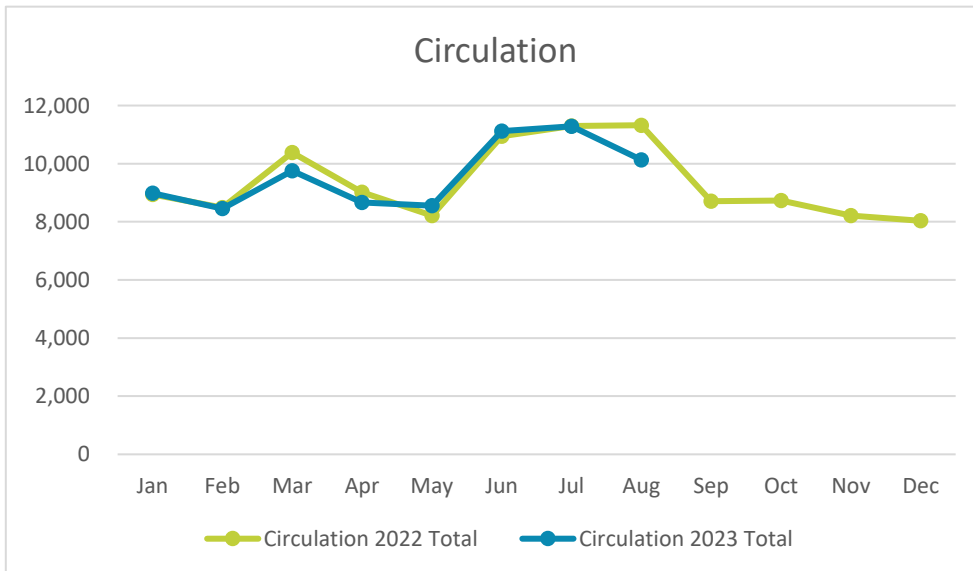


Elm Grove Public Library

Activity Report

Circulation

| | 2022 | | | 2023 | | | Y-T-Y Change | |
|--------------|---------------|---------------|----------------|---------------|---------------|---------------|-------------------|----------------|
| | Shelved | Overdrive | Total | Shelved | Overdrive | Total | Total Circulation | |
| Jan | 7,525 | 1,415 | 8,940 | 7,477 | 1,508 | 8,985 | 45 | 0.50% |
| Feb | 7,218 | 1,274 | 8,492 | 7,028 | 1,425 | 8,453 | (39) | -0.46% |
| Mar | 8,924 | 1,454 | 10,378 | 8,132 | 1,623 | 9,755 | (623) | -6.00% |
| Apr | 7,654 | 1,358 | 9,012 | 7,238 | 1,432 | 8,670 | (342) | -3.79% |
| May | 6,964 | 1,246 | 8,210 | 6,957 | 1,603 | 8,560 | 350 | 4.26% |
| Jun | 9,454 | 1,490 | 10,944 | 9,683 | 1,436 | 11,119 | 175 | 1.60% |
| Jul | 9,802 | 1,489 | 11,291 | 9,796 | 1,489 | 11,285 | (6) | -0.05% |
| Aug | 9,779 | 1,544 | 11,323 | 8,525 | 1,603 | 10,128 | (1,195) | -10.55% |
| Sep | 7,549 | 1,157 | 8,706 | | | | | |
| Oct | 7,374 | 1,361 | 8,735 | | | | | |
| Nov | 6,821 | 1,397 | 8,218 | | | | | |
| Dec | 6,670 | 1,365 | 8,035 | | | | | |
| Y-T-D | 95,734 | 16,550 | 112,284 | 64,836 | 12,119 | 76,955 | (1,635) | -31.46% |

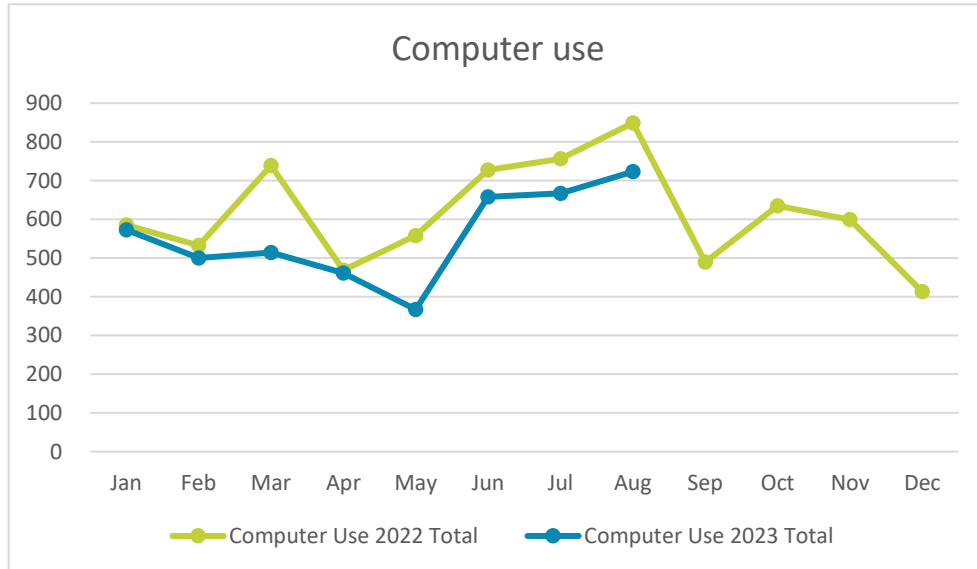


Elm Grove Public Library

Activity Report

Computer Use

| | 2022 | | | 2023 | | | Y-T-Y Change | |
|--------------|--------------|--------------|--------------|--------------|--------------|--------------|--------------|----------------|
| | Library | Wi-Fi | Total | Library | Wi-Fi | Total | Total Usage | |
| Jan | 197 | 388 | 585 | 206 | 367 | 573 | (12) | -2.05% |
| Feb | 180 | 352 | 532 | 171 | 329 | 500 | (32) | -6.02% |
| Mar | 231 | 508 | 739 | 184 | 330 | 514 | (225) | -30.45% |
| Apr | 57 | 412 | 469 | 183 | 278 | 461 | (8) | -1.71% |
| May | 207 | 351 | 558 | 196 | 171 | 367 | (191) | -34.23% |
| Jun | 229 | 498 | 727 | 194 | 464 | 658 | (69) | -9.49% |
| Jul | 214 | 542 | 756 | 167 | 500 | 667 | (89) | -11.77% |
| Aug | 254 | 595 | 849 | 213 | 510 | 723 | (126) | -14.84% |
| Sep | 213 | 276 | 489 | | | | | |
| Oct | 199 | 436 | 635 | | | | | |
| Nov | 170 | 429 | 599 | | | | | |
| Dec | 198 | 215 | 413 | | | | | |
| Y-T-D | 2,349 | 5,002 | 7,351 | 1,514 | 2,949 | 4,463 | (752) | -39.29% |



Note: 4/2022 in-library PC usage (57) is inaccurate due to computer problem during month of April which erased statistics for remainder of the month.

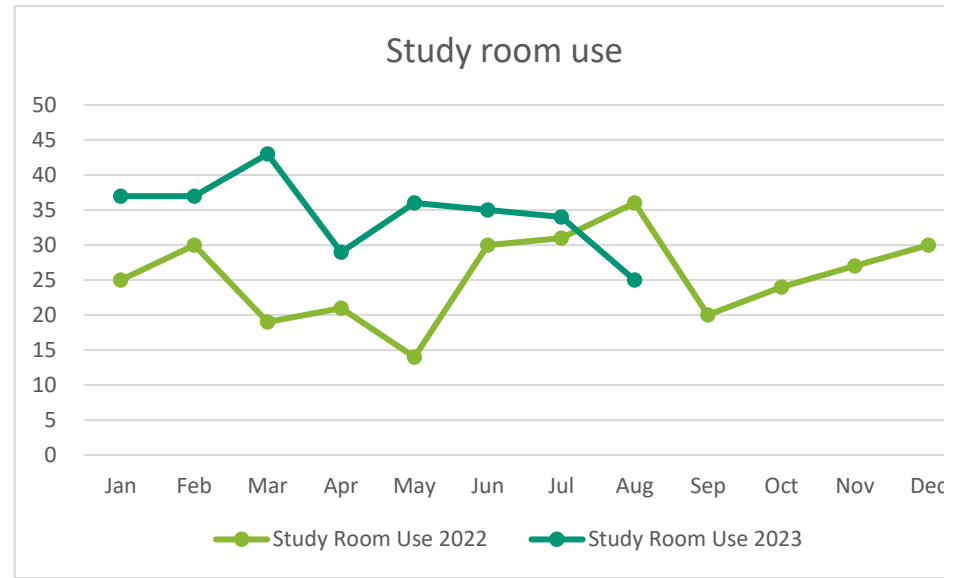
Note: 5/2023 WiFi usage (171) is inaccurate due to WiFi company's issue with guest sign-ons.

Elm Grove Public Library

Activity Report

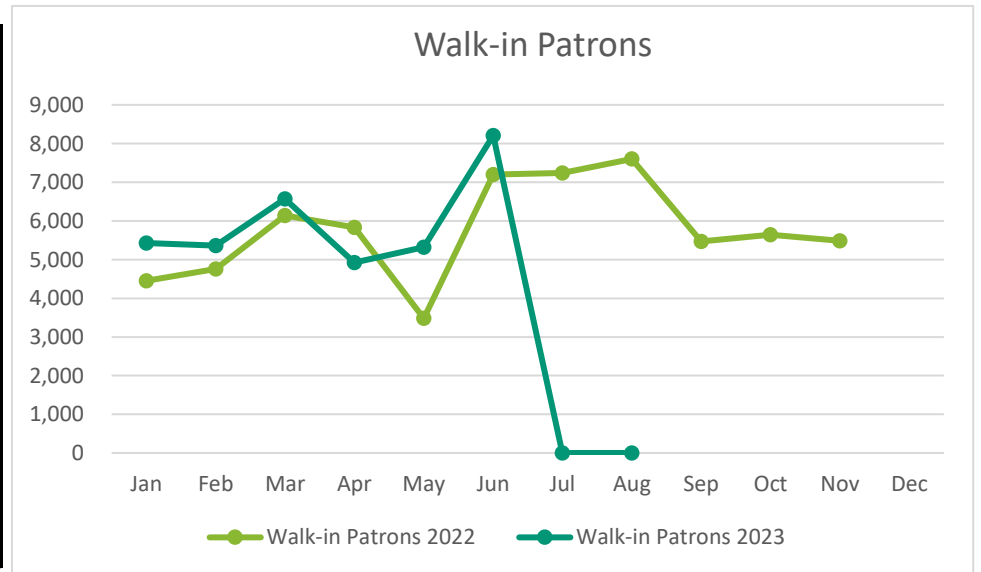
Study Room Use

| | 2022 | 2023 | Y-T-Y Change | |
|--------------|------------|------------|--------------|----------------|
| Jan | 25 | 37 | 12 | 48.00% |
| Feb | 30 | 37 | 7 | 23.33% |
| Mar | 19 | 43 | 24 | 126.32% |
| Apr | 21 | 29 | 8 | 38.10% |
| May | 14 | 36 | 22 | 157.14% |
| Jun | 30 | 35 | 5 | 16.67% |
| Jul | 31 | 34 | 3 | 9.68% |
| Aug | 36 | 25 | (11) | -30.56% |
| Sep | 20 | | | |
| Oct | 24 | | | |
| Nov | 27 | | | |
| Dec | 30 | | | |
| Y-T-D | 307 | 276 | (31) | -10.10% |



Walk-in Patrons

| | 2022 | 2023 | Y-T-Y Change | |
|--------------|---------------|---------------|-----------------|----------------|
| Jan | 4,448 | 5,426 | 978 | 21.99% |
| Feb | 4,762 | 5,358 | 596 | 12.52% |
| Mar | 6,136 | 6,568 | 432 | 7.04% |
| Apr | 5,835 | 4,920 | (915) | -15.68% |
| May | 3,481 | 5,322 | 1,841 | 52.89% |
| Jun | 7,198 | 8,208 | 1,010 | 14.03% |
| Jul | 7,239 | ? | #VALUE! | #VALUE! |
| Aug | 7,600 | ? | #VALUE! | #VALUE! |
| Sep | 5,473 | | | |
| Oct | 5,645 | | | |
| Nov | 5,482 | | | |
| Dec | ? | | | |
| Y-T-D | 63,299 | 35,802 | (27,497) | -43.44% |



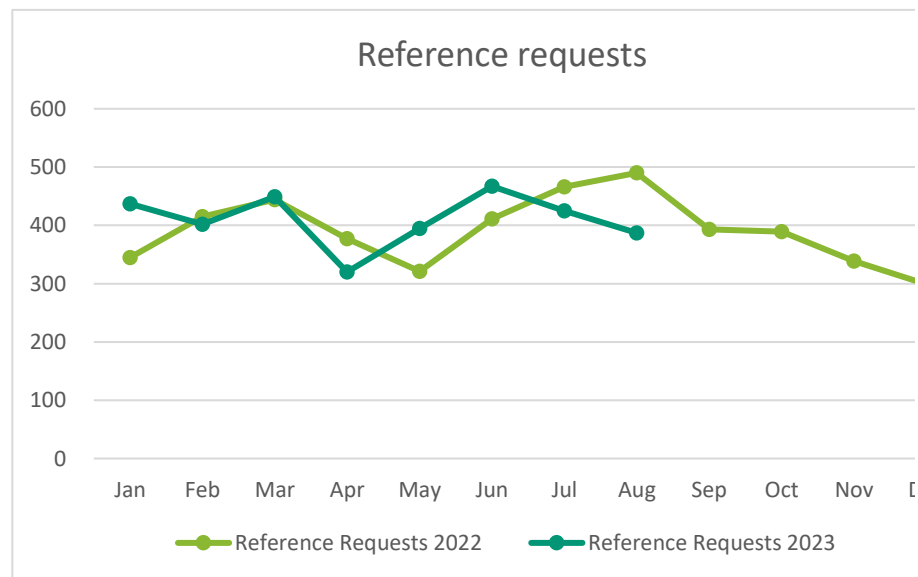
July and August 2023 power outages partially deleted July-August data

Elm Grove Public Library

Activity Report

Reference Requests

| | 2022 | 2023 | Y-T-Y Change | |
|--------------|--------------|--------------|----------------|----------------|
| Jan | 345 | 437 | 92 | 26.67% |
| Feb | 415 | 402 | (13) | -3.13% |
| Mar | 444 | 449 | 5 | 1.13% |
| Apr | 377 | 320 | (57) | -15.12% |
| May | 321 | 395 | 74 | 23.05% |
| Jun | 411 | 467 | 56 | 13.63% |
| Jul | 466 | 425 | (41) | -8.80% |
| Aug | 490 | 387 | (103) | -21.02% |
| Sep | 393 | | | |
| Oct | 389 | | | |
| Nov | 339 | | | |
| Dec | 299 | | | |
| Y-T-D | 4,689 | 3,282 | (1,407) | -30.01% |

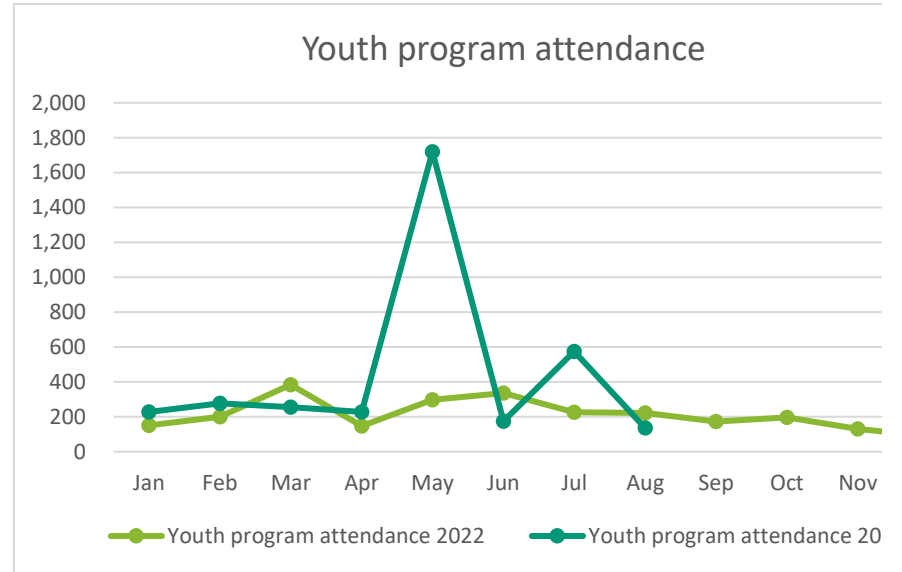


Elm Grove Public Library

Activity Report

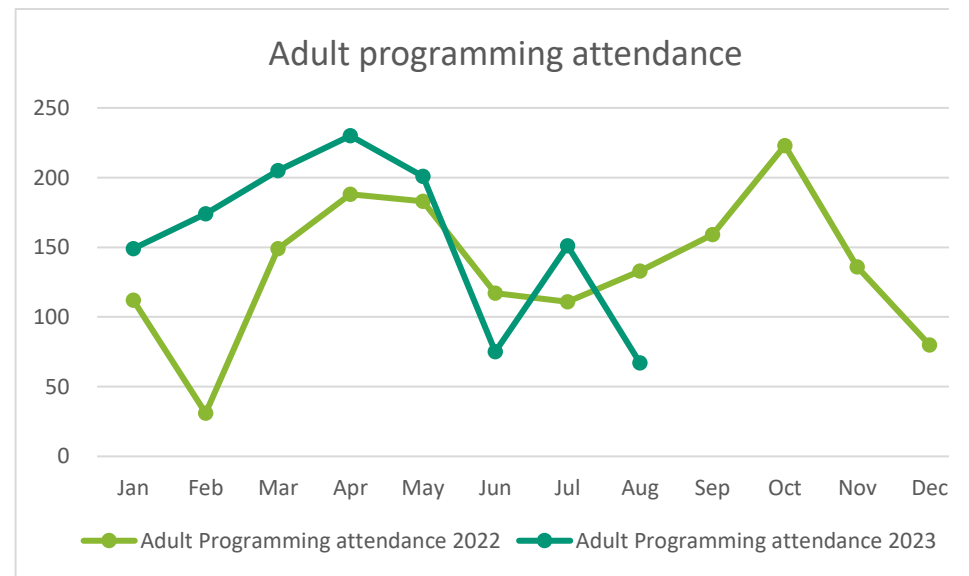
Youth program attendance

| | 2022 | 2023 | Y-T-Y Change | |
|--------------|--------------|--------------|--------------|---------------|
| Jan | 150 | 228 | 78 | 52.00% |
| Feb | 200 | 277 | 77 | 38.50% |
| Mar | 384 | 255 | (129) | -33.59% |
| Apr | 146 | 227 | 81 | 55.48% |
| May | 297 | 1,720 | 1,423 | 479.12% |
| Jun | 335 | 175 | (160) | -47.76% |
| Jul | 225 | 575 | 350 | 155.56% |
| Aug | 223 | 136 | (87) | -39.01% |
| Sep | 172 | | | |
| Oct | 197 | | | |
| Nov | 130 | | | |
| Dec | 88 | | | |
| Y-T-D | 2,547 | 3,593 | 1,046 | 41.07% |



Adult Programming attendance

| | 2022 | 2023 | Y-T-Y Change | |
|--------------|--------------|--------------|--------------|----------------|
| Jan | 112 | 149 | 37 | 33.04% |
| Feb | 31 | 174 | 143 | 461.29% |
| Mar | 149 | 205 | 56 | 37.58% |
| Apr | 188 | 230 | 42 | 22.34% |
| May | 183 | 201 | 18 | 9.84% |
| Jun | 117 | 75 | (42) | -35.90% |
| Jul | 111 | 151 | 40 | 36.04% |
| Aug | 133 | 67 | (66) | -49.62% |
| Sep | 159 | | | |
| Oct | 223 | | | |
| Nov | 136 | | | |
| Dec | 80 | | | |
| Y-T-D | 1,622 | 1,252 | (370) | -22.81% |

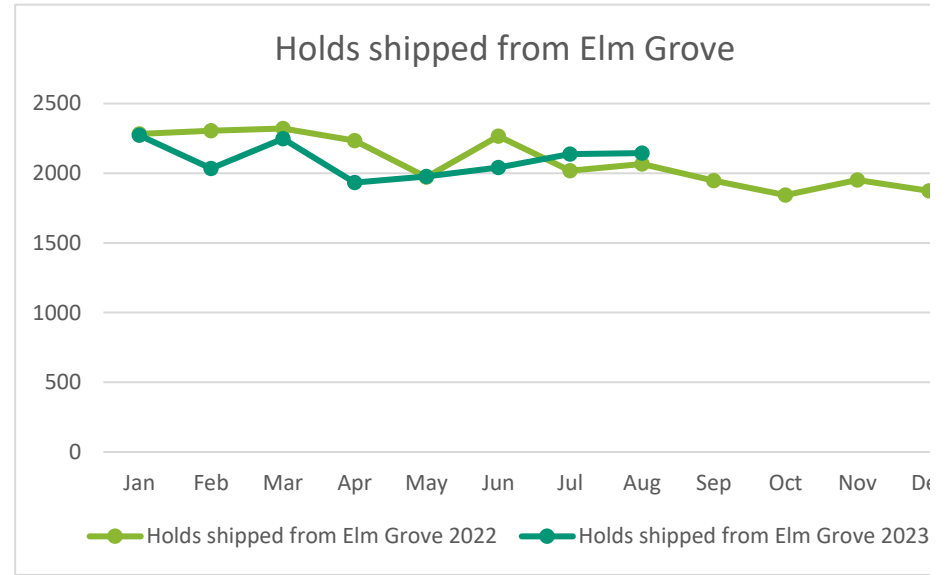


Elm Grove Public Library

Activity Report

Holds shipped from Elm Grove

| | 2022 | 2023 | Y-T-Y Change | |
|--------------|---------------|---------------|----------------|-------------|
| Jan | 2283 | 2272 | -11 | -0.48% |
| Feb | 2305 | 2035 | -270 | -11.71% |
| Mar | 2321 | 2247 | -74 | -3.19% |
| Apr | 2234 | 1933 | -301 | -13.47% |
| May | 1972 | 1977 | 5 | 0.25% |
| Jun | 2267 | 2040 | -227 | -10.01% |
| Jul | 2017 | 2138 | 121 | 6.00% |
| Aug | 2066 | 2145 | 79 | 3.82% |
| Sep | 1947 | | | |
| Oct | 1843 | | | |
| Nov | 1952 | | | |
| Dec | 1873 | | | |
| Y-T-D | 25,080 | 16,787 | (8,293) | -33% |



Holds received at Elm Grove

| | 2022 | 2023 | Y-T-Y Change | |
|--------------|--------------|--------------|--------------|-------------|
| Jan | 1560 | 1757 | 197 | 13% |
| Feb | 1627 | 1385 | -242 | -15% |
| Mar | 1574 | 1520 | -54 | -3% |
| Apr | 1313 | 1341 | 28 | 2% |
| May | 1383 | 1482 | 99 | 7% |
| Jun | 1713 | 1709 | -4 | 0% |
| Jul | 1478 | 1491 | 13 | 1% |
| Aug | 1748 | 1528 | -220 | -13% |
| Sep | 1504 | | | |
| Oct | 1560 | | | |
| Nov | 1454 | | | |
| Dec | 1254 | | | |
| Y-T-D | 18168 | 12213 | -5955 | -33% |

