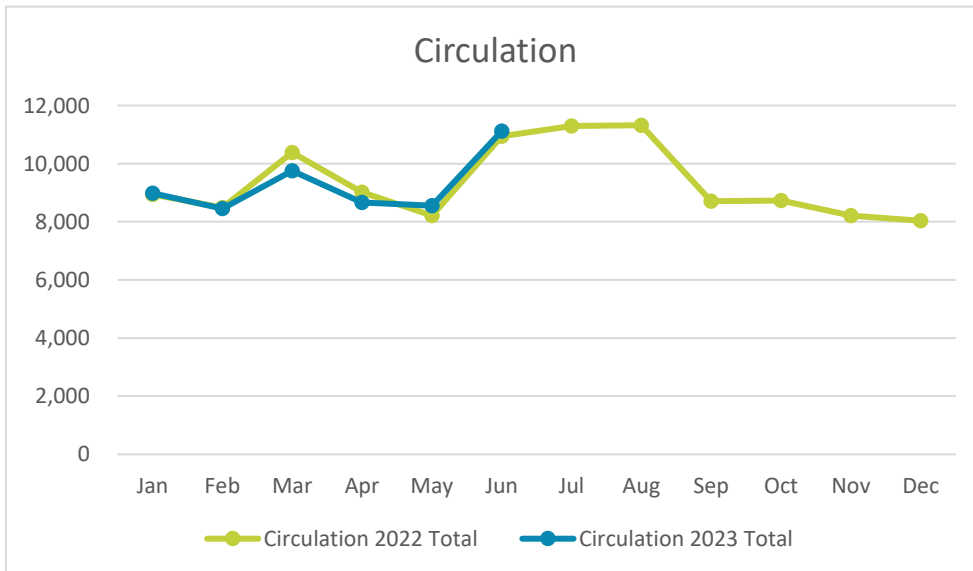


Elm Grove Public Library

Activity Report

Circulation

	2022			2023			Y-T-Y Change	
	Shelved	Overdrive	Total	Shelved	Overdrive	Total	Total Circulation	
Jan	7,525	1,415	8,940	7,477	1,508	8,985	45	0.50%
Feb	7,218	1,274	8,492	7,028	1,425	8,453	(39)	-0.46%
Mar	8,924	1,454	10,378	8,132	1,623	9,755	(623)	-6.00%
Apr	7,654	1,358	9,012	7,238	1,432	8,670	(342)	-3.79%
May	6,964	1,246	8,210	6,957	1,603	8,560	350	4.26%
Jun	9,454	1,490	10,944	9,683	1,436	11,119	175	1.60%
Jul	9,802	1,489	11,291					
Aug	9,779	1,544	11,323					
Sep	7,549	1,157	8,706					
Oct	7,374	1,361	8,735					
Nov	6,821	1,397	8,218					
Dec	6,670	1,365	8,035					
Y-T-D	95,734	16,550	112,284	46,515	9,027	55,542	(434)	-50.53%

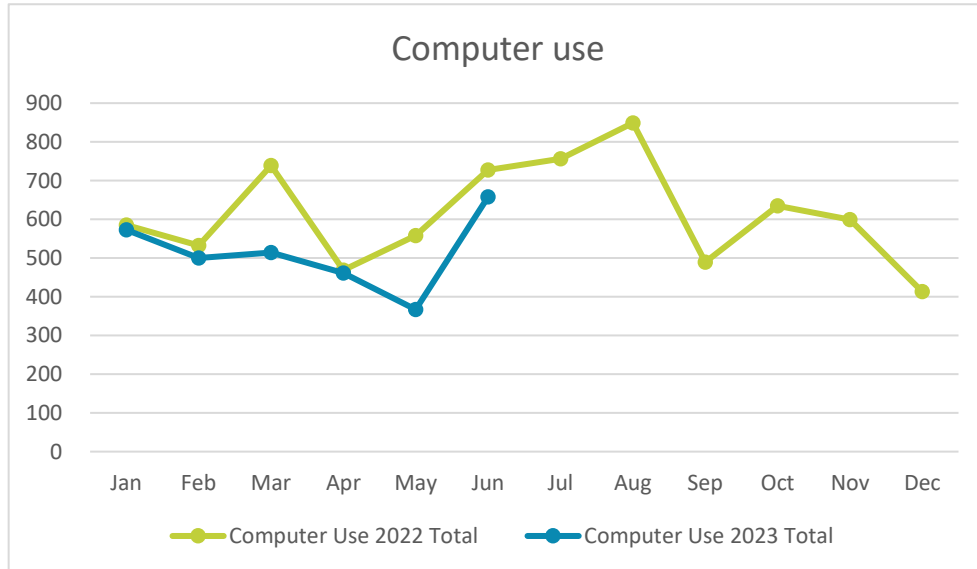


Elm Grove Public Library

Activity Report

Computer Use

	2022			2023			Y-T-Y Change	
	Library	Wi-Fi	Total	Library	Wi-Fi	Total	Total Usage	
Jan	197	388	585	206	367	573	(12)	-2.05%
Feb	180	352	532	171	329	500	(32)	-6.02%
Mar	231	508	739	184	330	514	(225)	-30.45%
Apr	57	412	469	183	278	461	(8)	-1.71%
May	207	351	558	196	171	367	(191)	-34.23%
Jun	229	498	727	194	464	658	(69)	-9.49%
Jul	214	542	756					
Aug	254	595	849					
Sep	213	276	489					
Oct	199	436	635					
Nov	170	429	599					
Dec	198	215	413					
Y-T-D	2,349	5,002	7,351	1,134	1,939	3,073	(537)	-58.20%



Note: 4/2022 in-library PC usage (57) is inaccurate due to computer problem during month of April which erased statistics for remainder of the month.

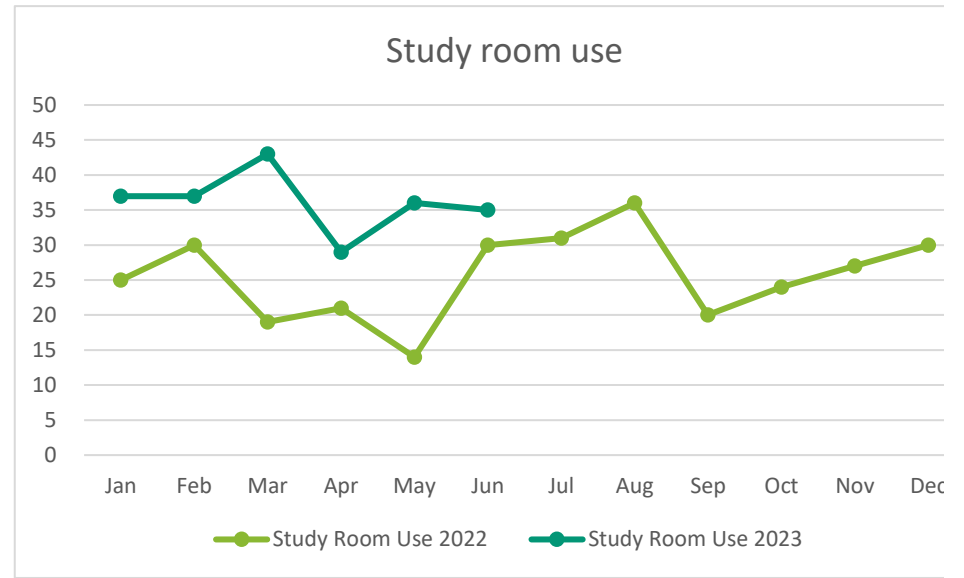
Note: 5/2023 WiFi usage (171) is inaccurate due to WiFi company's issue with guest sign-ons.

Elm Grove Public Library

Activity Report

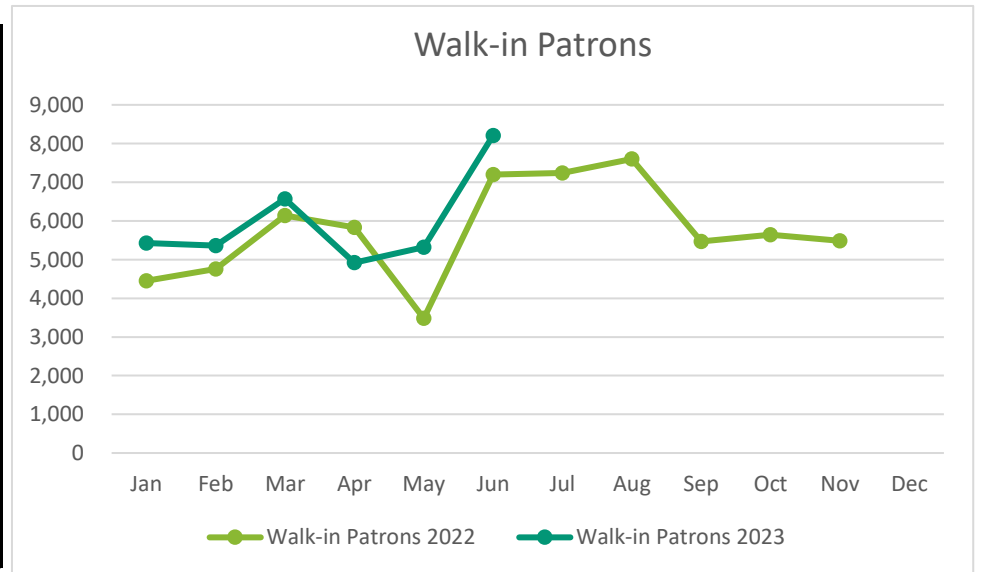
Study Room Use

	2022	2023	Y-T-Y Change	
Jan	25	37	12	48.00%
Feb	30	37	7	23.33%
Mar	19	43	24	126.32%
Apr	21	29	8	38.10%
May	14	36	22	157.14%
Jun	30	35	5	16.67%
Jul	31			
Aug	36			
Sep	20			
Oct	24			
Nov	27			
Dec	30			
Y-T-D	307	217	(90)	-29.32%



Walk-in Patrons

	2022	2023	Y-T-Y Change	
Jan	4,448	5,426	978	21.99%
Feb	4,762	5,358	596	12.52%
Mar	6,136	6,568	432	7.04%
Apr	5,835	4,920	(915)	-15.68%
May	3,481	5,322	1,841	52.89%
Jun	7,198	8,208	1,010	14.03%
Jul	7,239			
Aug	7,600			
Sep	5,473			
Oct	5,645			
Nov	5,482			
Dec	?			
Y-T-D	63,299	35,802	(27,497)	-43.44%



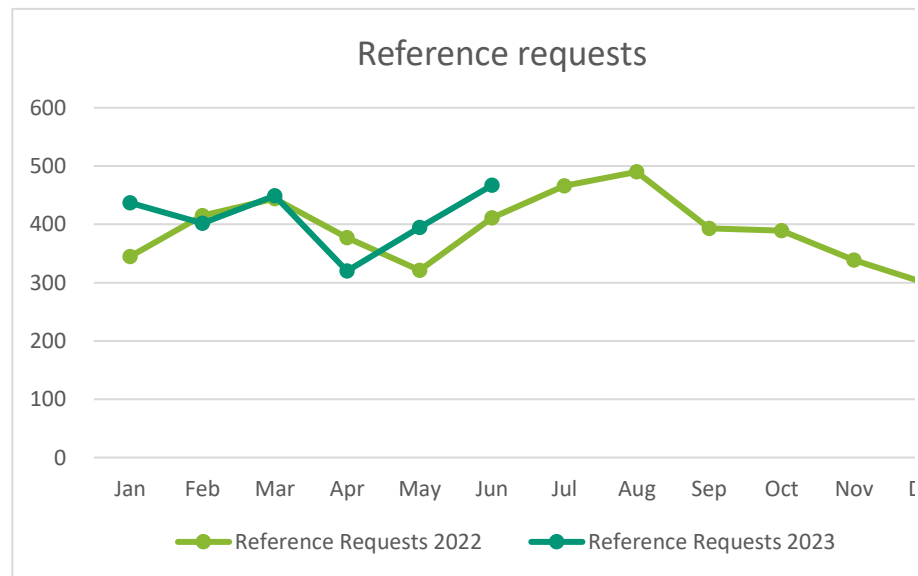
December 20, 2022 village power outage affected our 2022 walk-in count

Elm Grove Public Library

Activity Report

Reference Requests

	2022	2023	Y-T-Y Change	
Jan	345	437	92	26.67%
Feb	415	402	(13)	-3.13%
Mar	444	449	5	1.13%
Apr	377	320	(57)	-15.12%
May	321	395	74	23.05%
Jun	411	467	56	13.63%
Jul	466			
Aug	490			
Sep	393			
Oct	389			
Nov	339			
Dec	299			
Y-T-D	4,689	2,470	(2,219)	-47.32%

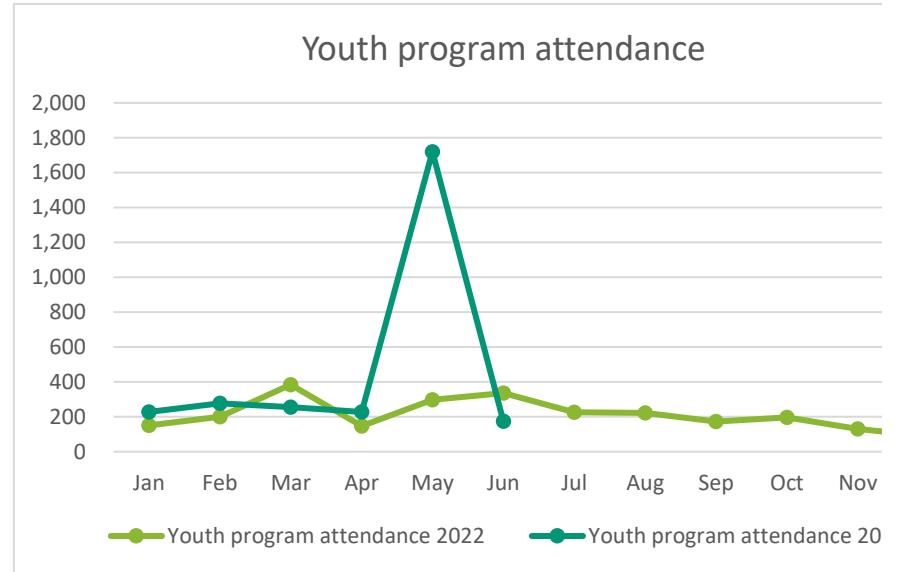


Elm Grove Public Library

Activity Report

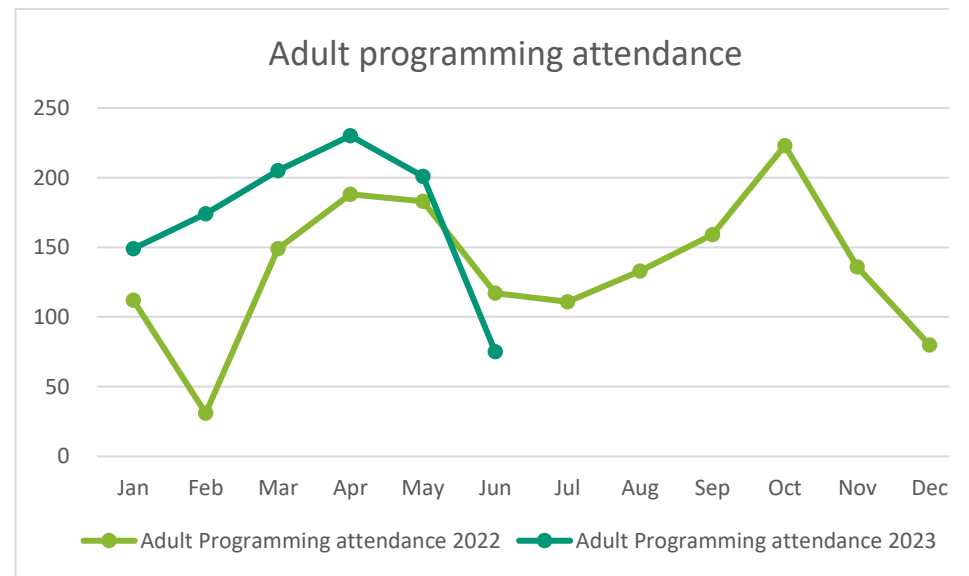
Youth program attendance

	2022	2023	Y-T-Y Change	
Jan	150	228	78	52.00%
Feb	200	277	77	38.50%
Mar	384	255	(129)	-33.59%
Apr	146	227	81	55.48%
May	297	1,720	1,423	479.12%
Jun	335	175	(160)	-47.76%
Jul	225			
Aug	223			
Sep	172			
Oct	197			
Nov	130			
Dec	88			
Y-T-D	2,547	2,882	335	13.15%



Adult Programming attendance

	2022	2023	Y-T-Y Change	
Jan	112	149	37	33.04%
Feb	31	174	143	461.29%
Mar	149	205	56	37.58%
Apr	188	230	42	22.34%
May	183	201	18	9.84%
Jun	117	75	(42)	-35.90%
Jul	111			
Aug	133			
Sep	159			
Oct	223			
Nov	136			
Dec	80			
Y-T-D	1,622	1,034	(588)	-36.25%

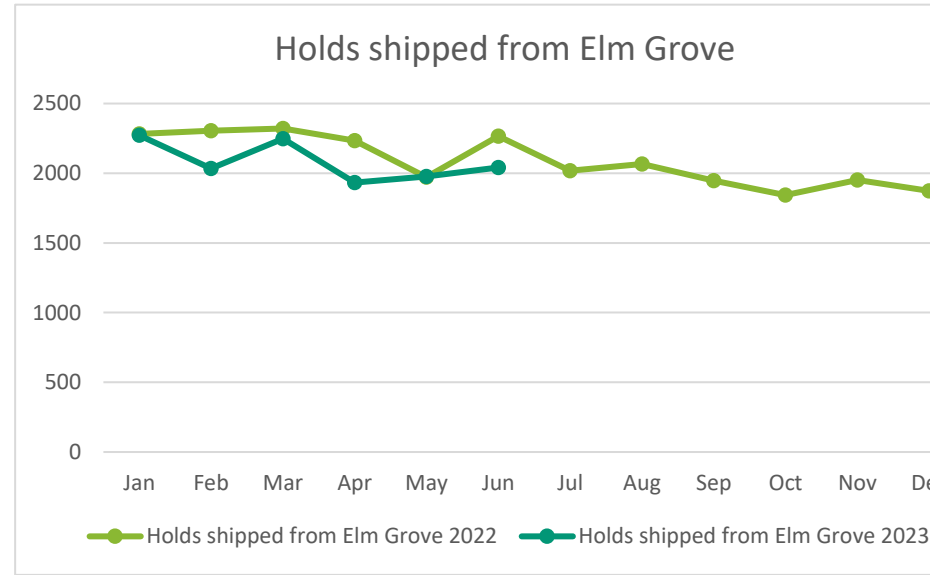


Elm Grove Public Library

Activity Report

Holds shipped from Elm Grove

	2022	2023	Y-T-Y Change	
Jan	2283	2272	-11	-0.48%
Feb	2305	2035	-270	-11.71%
Mar	2321	2247	-74	-3.19%
Apr	2234	1933	-301	-13.47%
May	1972	1977	5	0.25%
Jun	2267	2040	-227	-10.01%
Jul	2017			
Aug	2066			
Sep	1947			
Oct	1843			
Nov	1952			
Dec	1873			
Y-T-D	25,080	12,504	(12,576)	-50%



Holds received at Elm Grove

	2022	2023	Y-T-Y Change	
Jan	1560	1757	197	13%
Feb	1627	1385	-242	-15%
Mar	1574	1520	-54	-3%
Apr	1313	1341	28	2%
May	1383	1482	99	7%
Jun	1713	1709	-4	0%
Jul	1478			
Aug	1748			
Sep	1504			
Oct	1560			
Nov	1454			
Dec	1254			
Y-T-D	18168	9194	-8974	-49%

