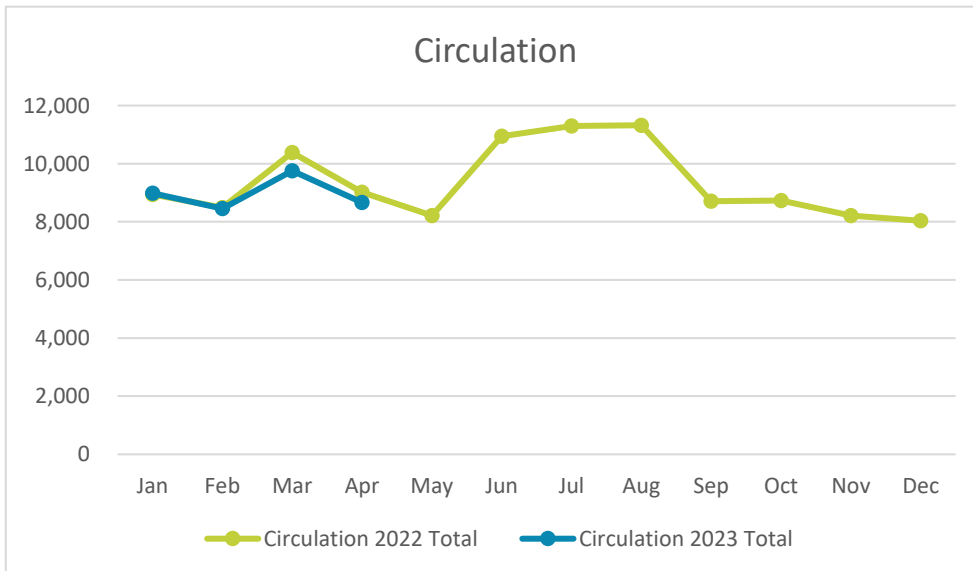


Elm Grove Public Library

Activity Report

Circulation

	2022			2023			Y-T-Y Change	
	Shelved	Overdrive	Total	Shelved	Overdrive	Total	Total Circulation	
Jan	7,525	1,415	8,940	7,477	1,508	8,985	45	0.50%
Feb	7,218	1,274	8,492	7,028	1,425	8,453	(39)	-0.46%
Mar	8,924	1,454	10,378	8,132	1,623	9,755	(623)	-6.00%
Apr	7,654	1,358	9,012	7,238	1,432	8,670	(342)	-3.79%
May	6,964	1,246	8,210					
Jun	9,454	1,490	10,944					
Jul	9,802	1,489	11,291					
Aug	9,779	1,544	11,323					
Sep	7,549	1,157	8,706					
Oct	7,374	1,361	8,735					
Nov	6,821	1,397	8,218					
Dec	6,670	1,365	8,035					
Y-T-D	95,734	16,550	112,284	29,875	5,988	35,863	(959)	-68.06%

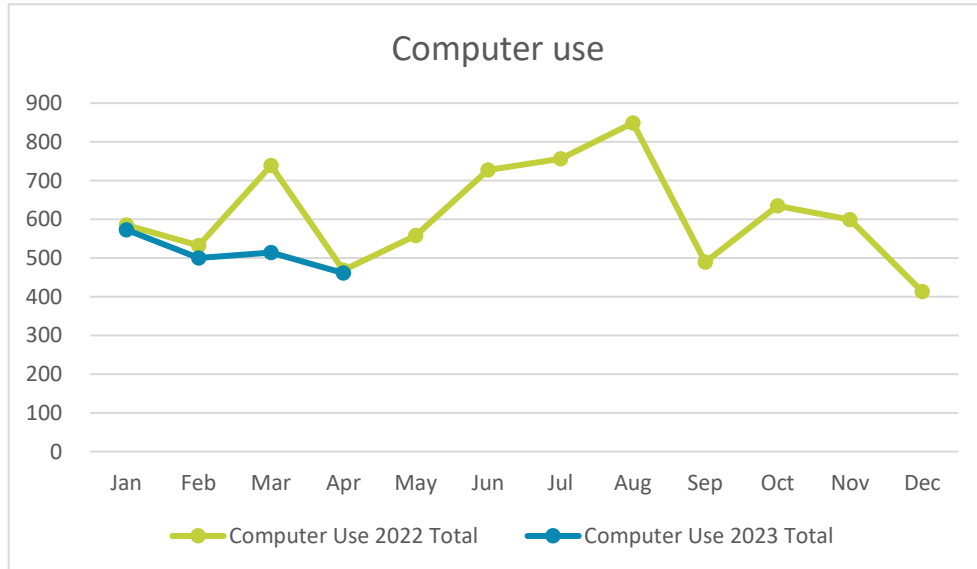


Elm Grove Public Library

Activity Report

Computer Use

	2022			2023			Y-T-Y Change	
	Library	Wi-Fi	Total	Library	Wi-Fi	Total	Total Usage	
Jan	197	388	585	206	367	573	(12)	-2.05%
Feb	180	352	532	171	329	500	(32)	-6.02%
Mar	231	508	739	184	330	514	(225)	-30.45%
Apr	57	412	469	183	278	461	(8)	-1.71%
May	207	351	558					
Jun	229	498	727					
Jul	214	542	756					
Aug	254	595	849					
Sep	213	276	489					
Oct	199	436	635					
Nov	170	429	599					
Dec	198	215	413					
Y-T-D	2,349	5,002	7,351	744	1,304	2,048	(277)	-72.14%



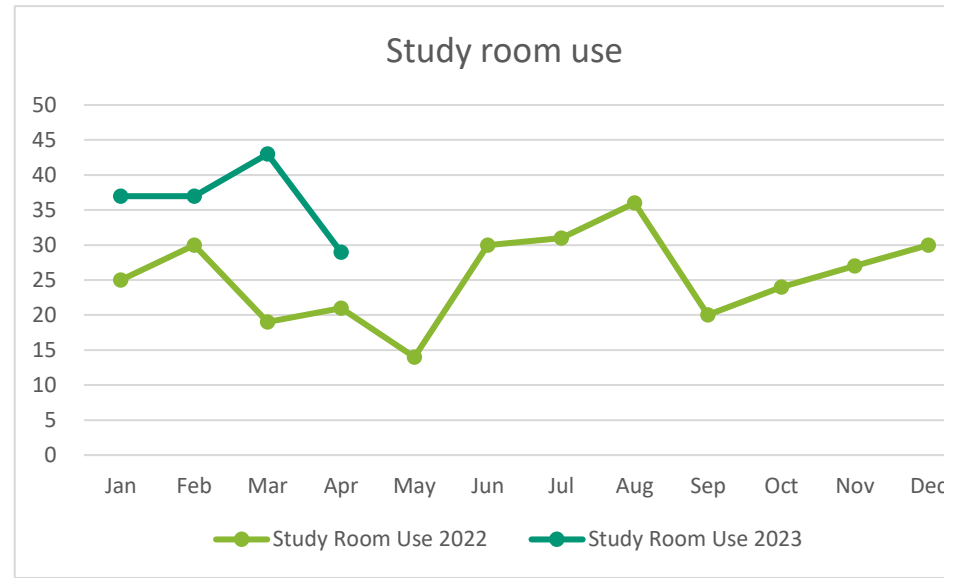
Note: 4/2022 in-library PC usage (57) is inaccurate due to computer problem during month of April which erased statistics for remainder of the month.

Elm Grove Public Library

Activity Report

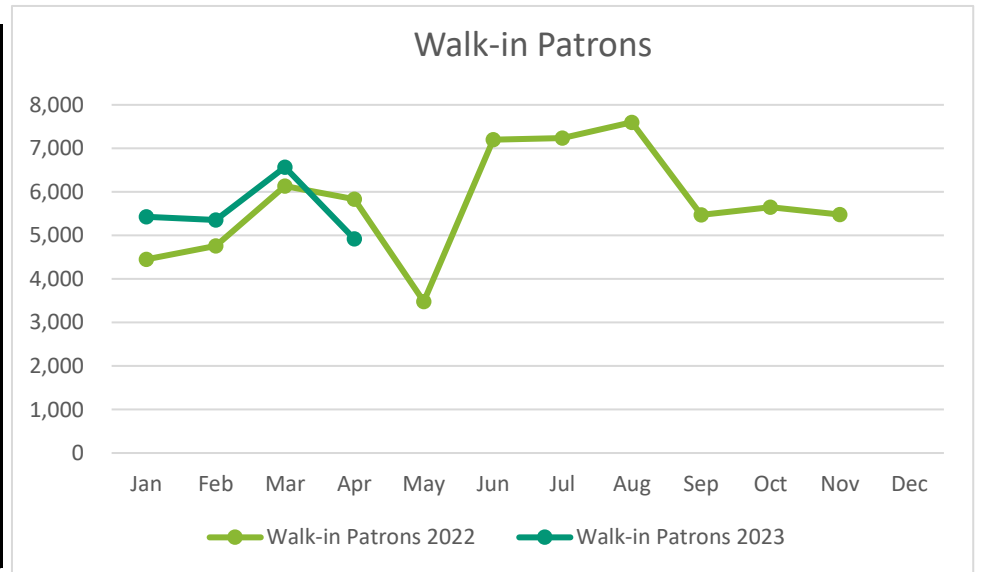
Study Room Use

	2022	2023	Y-T-Y Change	
Jan	25	37	12	48.00%
Feb	30	37	7	23.33%
Mar	19	43	24	126.32%
Apr	21	29	8	38.10%
May	14			
Jun	30			
Jul	31			
Aug	36			
Sep	20			
Oct	24			
Nov	27			
Dec	30			
Y-T-D	307	146	(161)	-52.44%



Walk-in Patrons

	2022	2023	Y-T-Y Change	
Jan	4,448	5,426	978	21.99%
Feb	4,762	5,358	596	12.52%
Mar	6,136	6,568	432	7.04%
Apr	5,835	4,920	(915)	-15.68%
May	3,481			
Jun	7,198			
Jul	7,239			
Aug	7,600			
Sep	5,473			
Oct	5,645			
Nov	5,482			
Dec	?			
Y-T-D	63,299	22,272	(41,027)	-64.81%



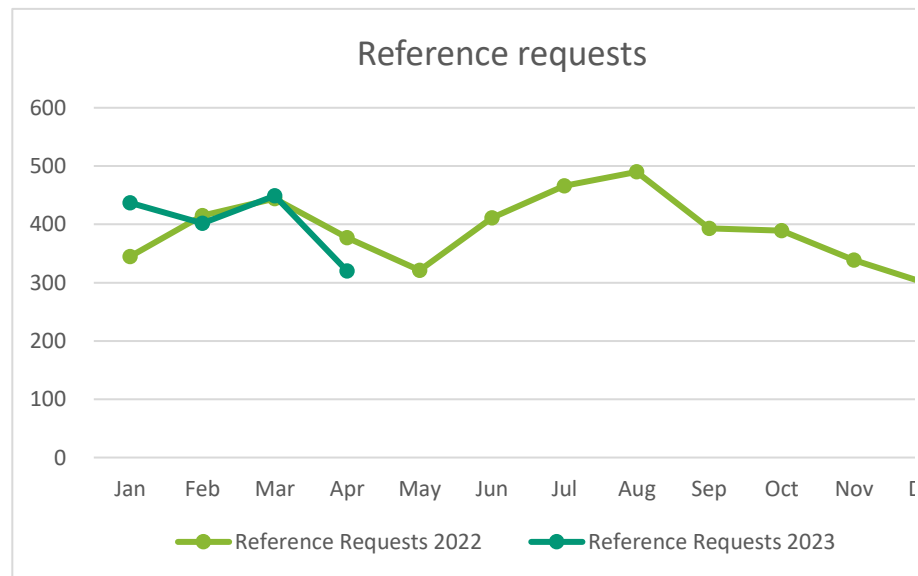
December 20, 2022 village power outage affected our 2022 walk-in count

Elm Grove Public Library

Activity Report

Reference Requests

	2022	2023	Y-T-Y Change	
Jan	345	437	92	26.67%
Feb	415	402	(13)	-3.13%
Mar	444	449	5	1.13%
Apr	377	320	(57)	-15.12%
May	321			
Jun	411			
Jul	466			
Aug	490			
Sep	393			
Oct	389			
Nov	339			
Dec	299			
Y-T-D	4,689	1,608	(3,081)	-65.71%

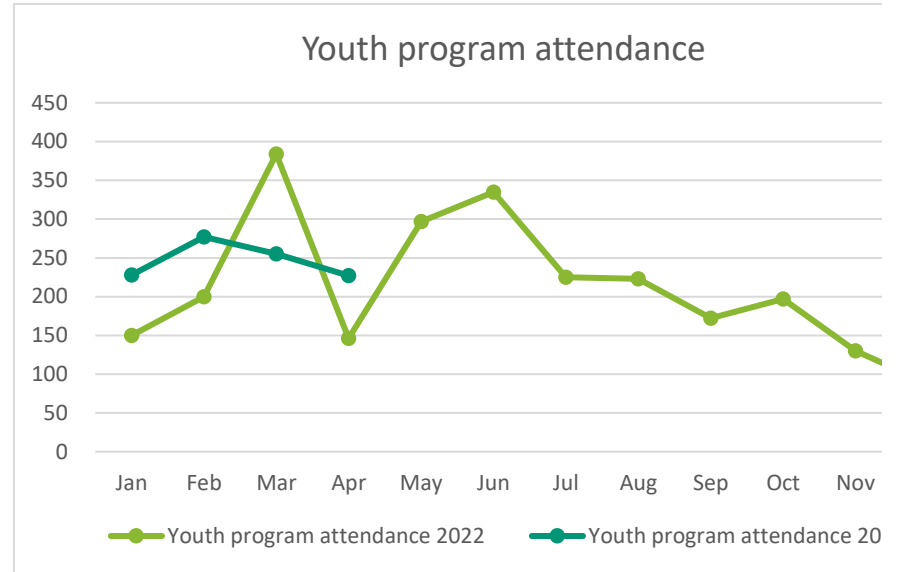


Elm Grove Public Library

Activity Report

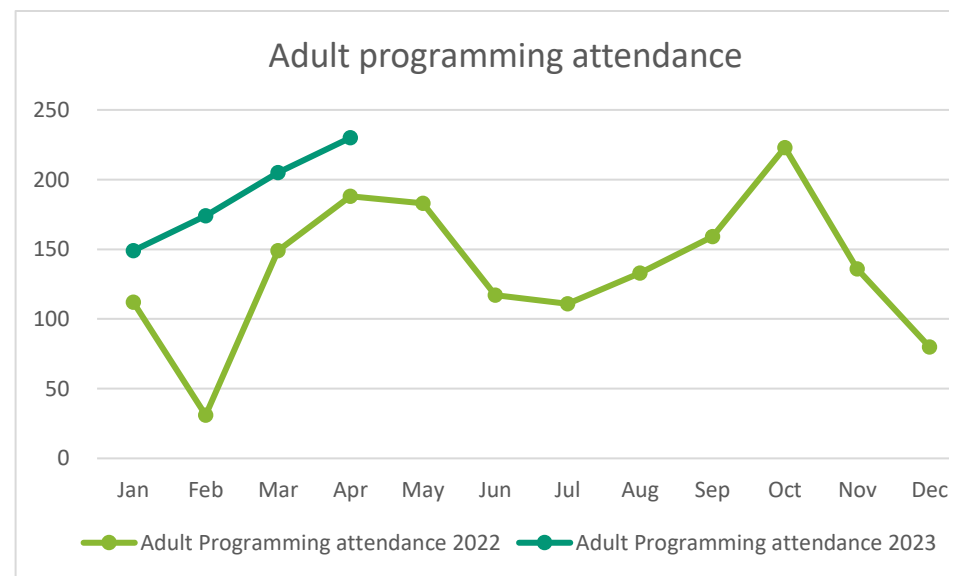
Youth program attendance

	2022	2023	Y-T-Y Change	
Jan	150	228	78	52.00%
Feb	200	277	77	38.50%
Mar	384	255	(129)	-33.59%
Apr	146	227	81	55.48%
May	297			
Jun	335			
Jul	225			
Aug	223			
Sep	172			
Oct	197			
Nov	130			
Dec	88			
Y-T-D	2,547	987	(1,560)	-61.25%



Adult Programming attendance

	2022	2023	Y-T-Y Change	
Jan	112	149	37	33.04%
Feb	31	174	143	461.29%
Mar	149	205	56	37.58%
Apr	188	230	42	22.34%
May	183			
Jun	117			
Jul	111			
Aug	133			
Sep	159			
Oct	223			
Nov	136			
Dec	80			
Y-T-D	1,622	758	(864)	-53.27%

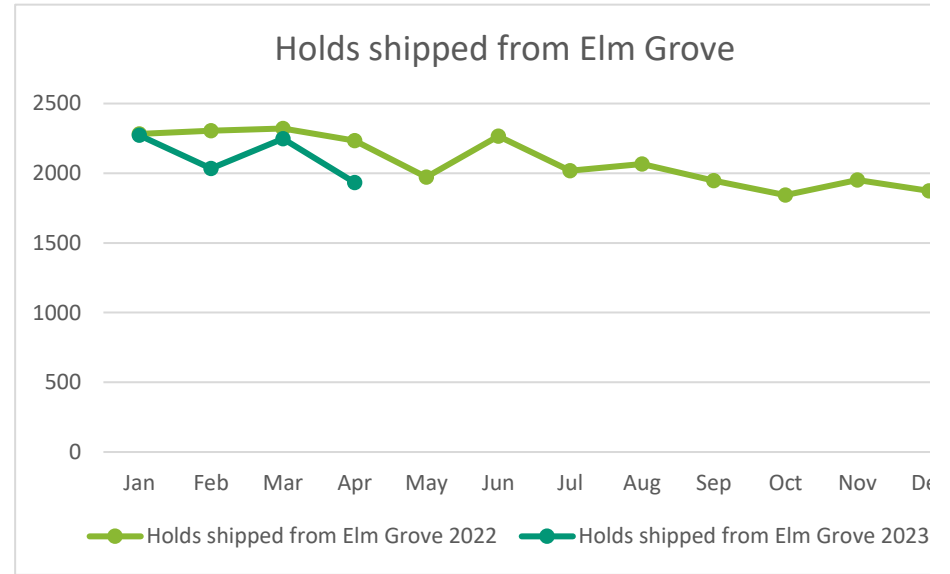


Elm Grove Public Library

Activity Report

Holds shipped from Elm Grove

	2022	2023	Y-T-Y Change	
Jan	2283	2272	-11	-0.48%
Feb	2305	2035	-270	-11.71%
Mar	2321	2247	-74	-3.19%
Apr	2234	1933	-301	-13.47%
May	1972			
Jun	2267			
Jul	2017			
Aug	2066			
Sep	1947			
Oct	1843			
Nov	1952			
Dec	1873			
Y-T-D	25,080	8,487	(16,593)	-66%



Holds received at Elm Grove

	2022	2023	Y-T-Y Change	
Jan	1560	1757	197	13%
Feb	1627	1385	-242	-15%
Mar	1574	1520	-54	-3%
Apr	1313	1341	28	2%
May	1383			
Jun	1713			
Jul	1478			
Aug	1748			
Sep	1504			
Oct	1560			
Nov	1454			
Dec	1254			
Y-T-D	18168	6003	-12165	-67%

