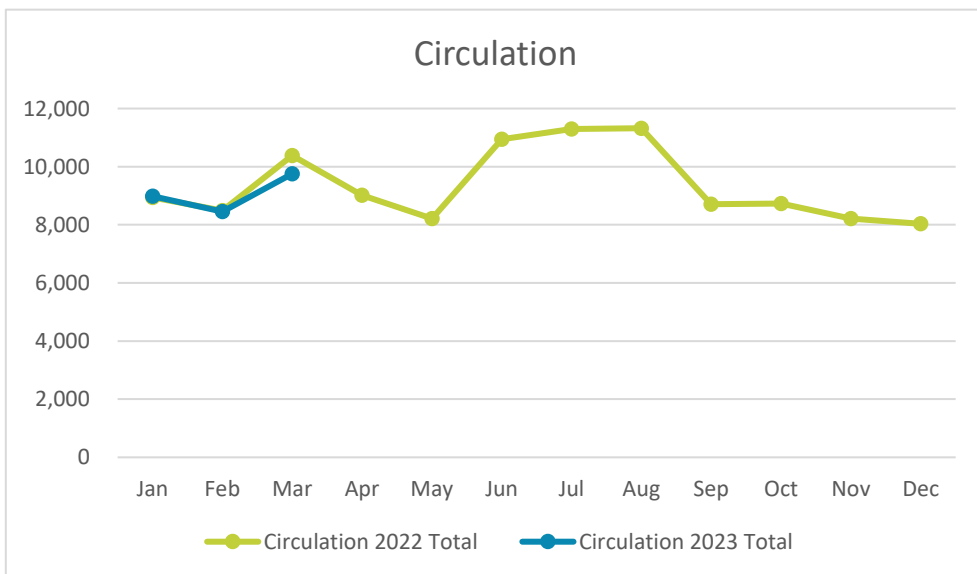


# Elm Grove Public Library

## Activity Report

### Circulation

	2022			2023			Y-T-Y Change	
	Shelved	Overdrive	Total	Shelved	Overdrive	Total	Total Circulation	
<b>Jan</b>	7,525	1,415	8,940	7,477	1,508	8,985	45	0.50%
<b>Feb</b>	7,218	1,274	8,492	7,028	1,425	8,453	(39)	-0.46%
<b>Mar</b>	8,924	1,454	10,378	8,132	1,623	9,755	(623)	-6.00%
<b>Apr</b>	7,654	1,358	9,012					
<b>May</b>	6,964	1,246	8,210					
<b>Jun</b>	9,454	1,490	10,944					
<b>Jul</b>	9,802	1,489	11,291					
<b>Aug</b>	9,779	1,544	11,323					
<b>Sep</b>	7,549	1,157	8,706					
<b>Oct</b>	7,374	1,361	8,735					
<b>Nov</b>	6,821	1,397	8,218					
<b>Dec</b>	6,670	1,365	8,035					
<b>Y-T-D</b>	<b>95,734</b>	<b>16,550</b>	<b>112,284</b>	<b>22,637</b>	<b>4,556</b>	<b>27,193</b>	<b>(617)</b>	<b>-75.78%</b>

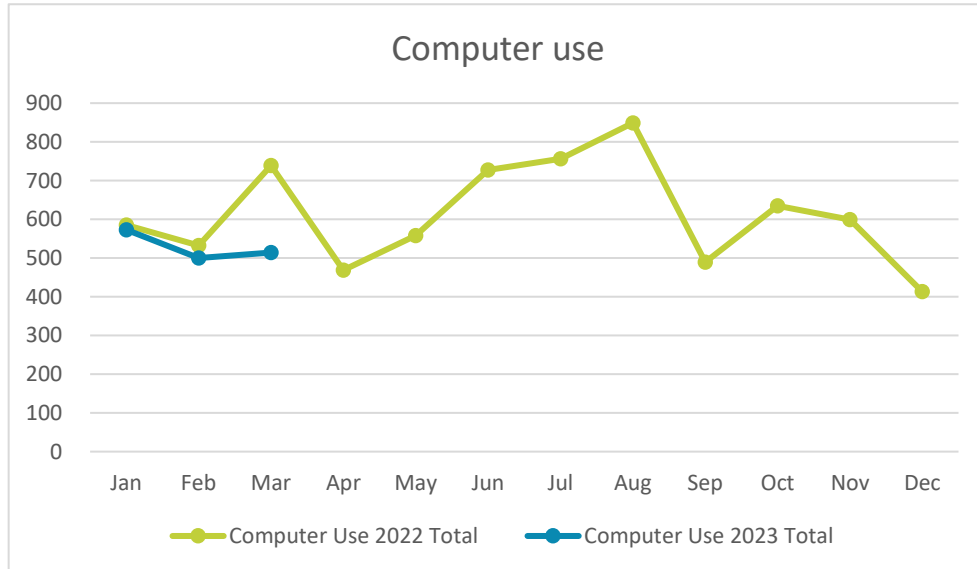


# Elm Grove Public Library

## Activity Report

### Computer Use

	2022			2023			Y-T-Y Change	
	Library	Wi-Fi	Total	Library	Wi-Fi	Total	Total Usage	
<b>Jan</b>	197	388	585	206	367	573	(12)	-2.05%
<b>Feb</b>	180	352	532	171	329	500	(32)	-6.02%
<b>Mar</b>	231	508	739	184	330	514	(225)	-30.45%
<b>Apr</b>	57	412	469					
<b>May</b>	207	351	558					
<b>Jun</b>	229	498	727					
<b>Jul</b>	214	542	756					
<b>Aug</b>	254	595	849					
<b>Sep</b>	213	276	489					
<b>Oct</b>	199	436	635					
<b>Nov</b>	170	429	599					
<b>Dec</b>	198	215	413					
<b>Y-T-D</b>	<b>2,349</b>	<b>5,002</b>	<b>7,351</b>	<b>561</b>	<b>1,026</b>	<b>1,587</b>	<b>(269)</b>	<b>-78.41%</b>



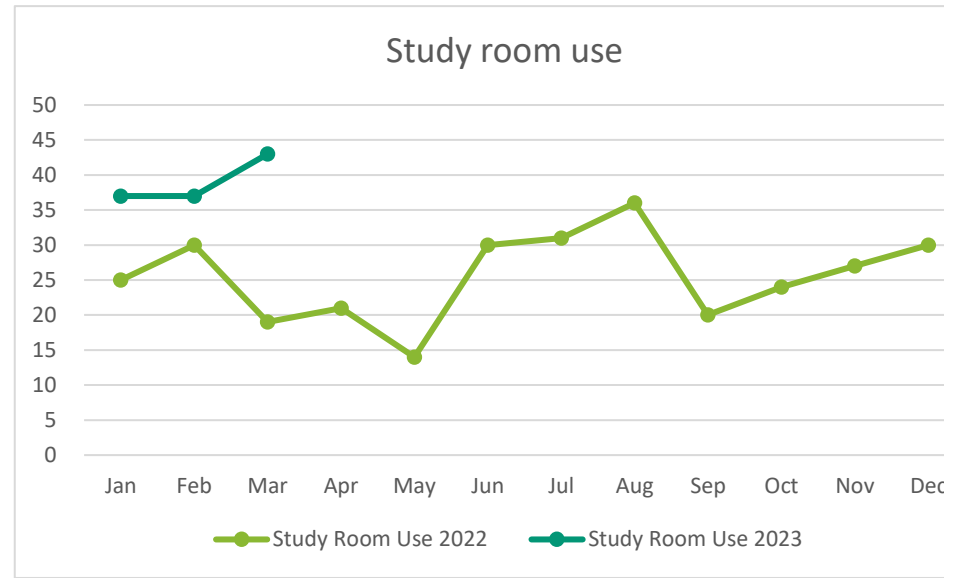
**Note: 4/2022 in-library PC usage (57) is inaccurate due to computer problem during month of April which erased statistics for remainder of the month.**

# Elm Grove Public Library

## Activity Report

### Study Room Use

	2022	2023	Y-T-Y Change	
Jan	25	37	12	48.00%
Feb	30	37	7	23.33%
Mar	19	43	24	126.32%
Apr	21			
May	14			
Jun	30			
Jul	31			
Aug	36			
Sep	20			
Oct	24			
Nov	27			
Dec	30			
<b>Y-T-D</b>	<b>307</b>	<b>117</b>	<b>(190)</b>	<b>-61.89%</b>



### Walk-in Patrons

	2022	2023	Y-T-Y Change	
Jan	4,448	5,426	978	21.99%
Feb	4,762	5,358	596	12.52%
Mar	6,136	6,568	432	7.04%
Apr	5,835			
May	3,481			
Jun	7,198			
Jul	7,239			
Aug	7,600			
Sep	5,473			
Oct	5,645			
Nov	5,482			
Dec	?			
<b>Y-T-D</b>	<b>63,299</b>	<b>17,352</b>	<b>(45,947)</b>	<b>-72.59%</b>



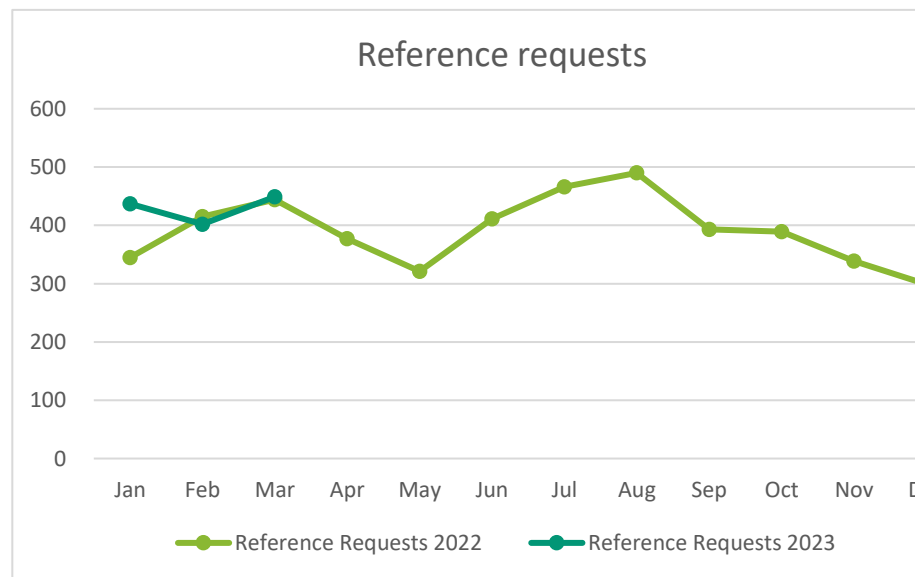
December 20, 2022 village power outage affected our 2022 walk-in count

# Elm Grove Public Library

## Activity Report

### Reference Requests

	2022	2023	Y-T-Y Change	
Jan	345	437	92	26.67%
Feb	415	402	(13)	-3.13%
Mar	444	449	5	1.13%
Apr	377			
May	321			
Jun	411			
Jul	466			
Aug	490			
Sep	393			
Oct	389			
Nov	339			
Dec	299			
<b>Y-T-D</b>	<b>4,689</b>	<b>1,288</b>	<b>(3,401)</b>	<b>-72.53%</b>

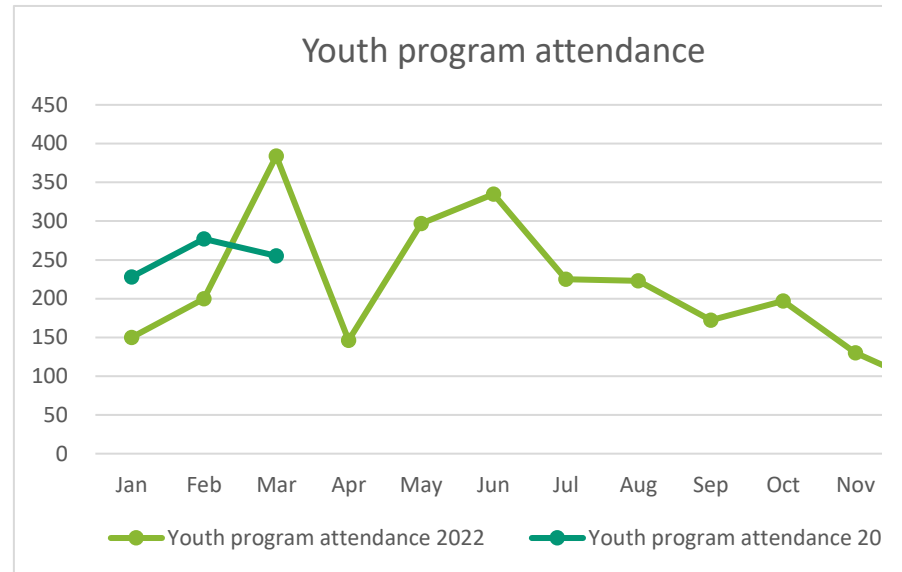


# Elm Grove Public Library

## Activity Report

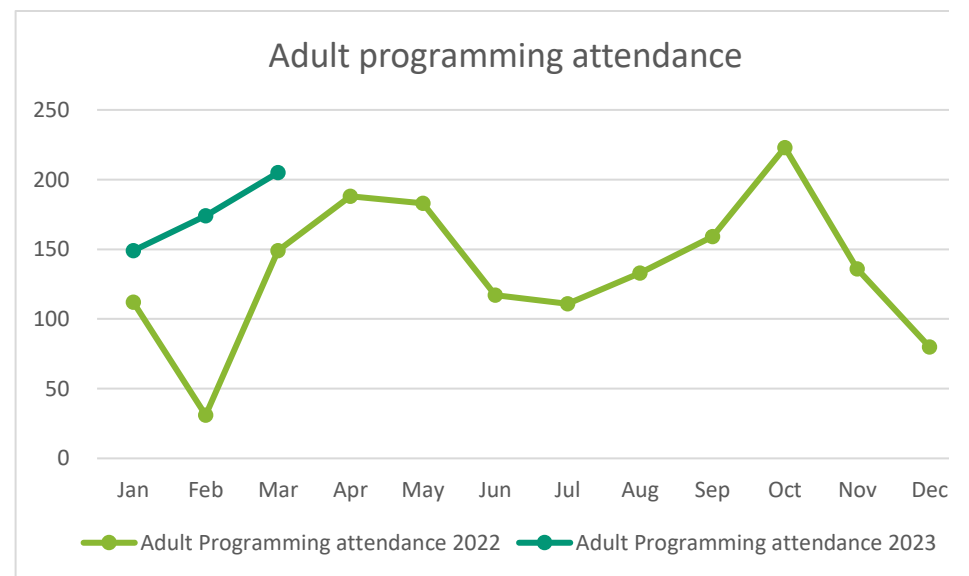
### Youth program attendance

	2022	2023	Y-T-Y Change	
Jan	150	228	78	52.00%
Feb	200	277	77	38.50%
Mar	384	255	(129)	-33.59%
Apr	146			
May	297			
Jun	335			
Jul	225			
Aug	223			
Sep	172			
Oct	197			
Nov	130			
Dec	88			
<b>Y-T-D</b>	<b>2,547</b>	<b>760</b>	<b>(1,787)</b>	<b>-70.16%</b>



### Adult Programming attendance

	2022	2023	Y-T-Y Change	
Jan	112	149	37	33.04%
Feb	31	174	143	461.29%
Mar	149	205	56	37.58%
Apr	188			
May	183			
Jun	117			
Jul	111			
Aug	133			
Sep	159			
Oct	223			
Nov	136			
Dec	80			
<b>Y-T-D</b>	<b>1,622</b>	<b>528</b>	<b>(1,094)</b>	<b>-67.45%</b>

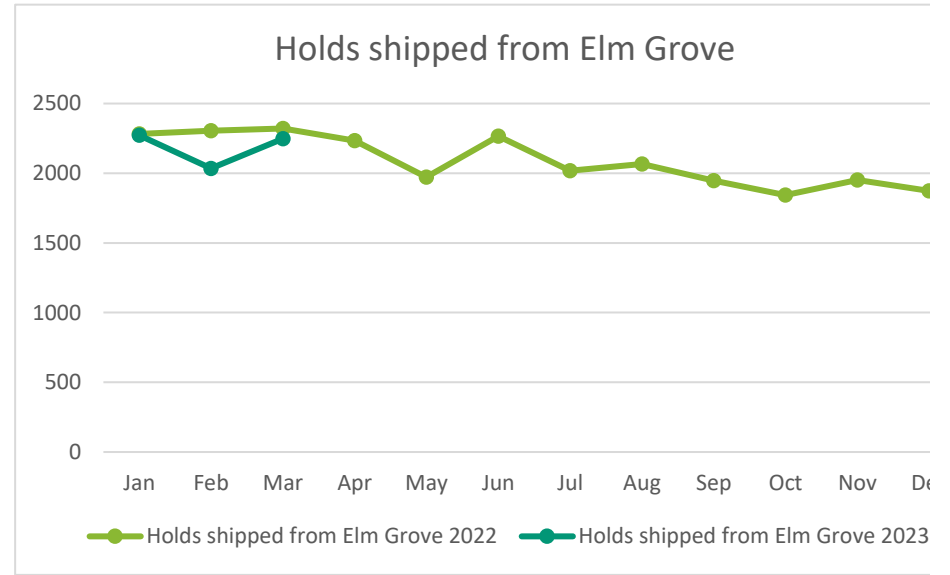


# Elm Grove Public Library

## Activity Report

### Holds shipped from Elm Grove

	2022	2023	Y-T-Y Change	
Jan	2283	2272	-11	-0.48%
Feb	2305	2035	-270	-11.71%
Mar	2321	2247	-74	-3.19%
Apr	2234			
May	1972			
Jun	2267			
Jul	2017			
Aug	2066			
Sep	1947			
Oct	1843			
Nov	1952			
Dec	1873			
<b>Y-T-D</b>	<b>25,080</b>	<b>6,554</b>	<b>(18,526)</b>	<b>-74%</b>



### Holds received at Elm Grove

	2022	2023	Y-T-Y Change	
Jan	1560	1757	197	13%
Feb	1627	1385	-242	-15%
Mar	1574	1520	-54	-3%
Apr	1313			
May	1383			
Jun	1713			
Jul	1478			
Aug	1748			
Sep	1504			
Oct	1560			
Nov	1454			
Dec	1254			
<b>Y-T-D</b>	<b>18168</b>	<b>4662</b>	<b>-13506</b>	<b>-74%</b>

