

Fire Department Village Board Report Narrative

Month: March 2023

Activities for the month: The **19** activities for the month included Monthly Business Meeting, Monthly Officers Meeting, Firehouse Report entry, Firefighters attended two training classes outside of our department.

Training and Maintenance:

- **Night Crew Training/Drills:** consisted of:
 - Aerial Operations
 - Large Area Search Operations
 - Firefighter Rescue
 - Elevated Operations with 2.5" hose deployment off of Tower Bucket
- **Day Crew Training/Drills** consisted of:
 - Firefighter Escape Systems
 - Aerial Operations

Calls for Service:

- There were **15** calls for service comprised of **3** False Alarms (1 due to cooking, 1 due to an alarm system issue and 1 due to a drop in water pressure) **3** Odor of Smoke Incidents, **2** Mutual Aid Requests (Menomonee Falls and Village of Waukesha), **2** Natural Gas Incidents, **1** Carbon Monoxide Alarm, **1** Motor Vehicle Crash, **1** Outside Fire, **1** Structure Fire and **1** Vehicle Fire
- **Year to date call volume:** Calls for service are three (**3**) ahead of last year (**25/22**) at this time and false alarms are three (**3**) behind last year (**6/9**).

Respectfully Submitted,

David J. Kastenzholz- Fire Chief, Elm Grove Volunteer Fire Department

Elm Grove Fire Department 2018-2023

Fire Calls

Fire Calls							Avg. Response Time						
M/Yr	2018	2019	2020	2021	2022	2023	M/Yr	2018	2019	2020	2021	2022	2023
J	9	10	8	6	6	3	J	7.88	6.19	5.58	14.13	31.10	8.00
F	6	5	5	11	7	7	F	6.80	4.20	3.38	6.22	12.30	9.10
M	10	11	9	15	9	15	M	6.20	3.46	3.25	6.21	7.60	6.21
A	9	6	11	12	9		A	10.40	10.47	8.20	9.43	4.50	
M	13	6	8	12	10		M	6.51	4.11	5.35	3.44	5.20	
J	10	9	11	18	15		J	4.70	6.37	3.21	4.50	5.02	
J	21	17	13	4	14		J	6.17	5.29	6.00	5.05	6.20	
A	11	13	12	38	12		A	10.27	10.44	6.18	6.40	5.00	
S	12	15	12	5	8		S	4.57	7.27	5.08	6.40	4.44	
O	8	15	12	9	18		O	3.36	3.41	4.26	8.52	5.00	
N	7	13	13	11	18		N	7.25	6.01	3.44	11.43	4.07	
D	11	10	6	18	14		D	6.00	9.36	9.45	7.44	8.29	
Total	127	130	120	159	140	25	Total	6.68	6.38	5.28	7.43	8.23	7.77

Average Turnout

M/Yr	2018	2019	2020	2021	2022	2023
J	11.0	13.0	13.0	14.0	15	10.6
F	14.5	12.0	16.0	11.0	12	14.8
M	13.9	12.7	11.0	12.0	13	12.4
A	12.6	12.6	14.0	10.8	13	
M	14.0	13.6	15.0	10.5	12.7	
J	11.1	12.4	12.5	9.4	12.4	
J	11.1	11.3	11.0	8.8	12.1	
A	12.0	9.4	11.0	13.1	10.9	
S	11.0	13.1	10.0	12.8	10	
O	11.4	12.0	11.0	10.8	10.8	
N	10.9	12.0	9.6	12.0	11.2	
D	13.6	12.0	10.1	12.0	11.9	
Total	12.3	12.2	12.0	11.4	12.1	12.6

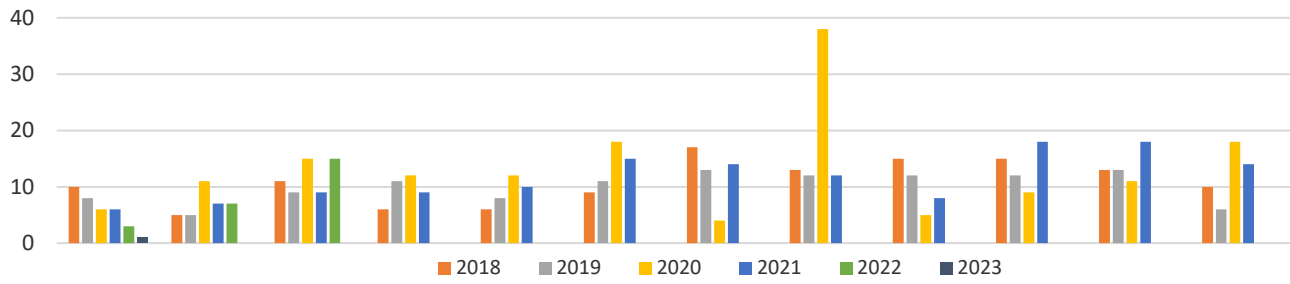
Activity Hours

Activity Hours							Call Hours						
M/Yr	2018	2019	2020	2021	2022	2023	M/Yr	2018	2019	2020	2021	2022	2023
J	189.3	135.9	287.0	106.1	186.9	284.25	J	92.2	205.9	116.0	141.15	240.00	45.50
F	171.2	287.3	214.5	91.5	213.1	279.5	F	48.9	41.9	34.2	166.90	45.10	96.70
M	204.2	340.0	131.6	222.2	251.75	227.5	M	64.0	94.8	55.1	166.60	173.10	98.30
A	344.3	266.5	77.9	167.1	355.9		A	127.4	45.9	163.3	146.40	71.10	
M	245.8	275.8	89.0	215.4	306.5		M	115.9	46.9	174.1	81.19	69.00	
J	168.8	176.4	135.9	190.4	284.75		J	57.4	107.4	101.4	87.10	106.00	
J	207.7	284.4	240.8	250.4	296.15		J	231.3	231.5	95.2	32.40	160.80	
A	168.4	442.3	146.9	226.2	349.25		A	56.7	103.2	86.2	498.00	50.50	
S	169.2	248.8	207.0	225.6	416		S	87.9	170.6	91.7	49.85	51.55	
O	525.0	233.5	188.8	327.0	398.75		O	119.8	96.8	88.3	99.50	191.20	
N	256.8	280.0	76.6	278.0	352.55		N	35.4	123.4	75.0	74.75	121.10	
D	135.9	94.1	85.9	179.8	170.75		D	205.9	117.8	52.3	59.40	79.90	
Total	2786.6	3064.8	1881.6	2479.5	3582.4	791.25	Total	1242.6	1386.0	1132.7	1603.2	1359.4	240.50

Elm Grove Fire Department 2018-2023

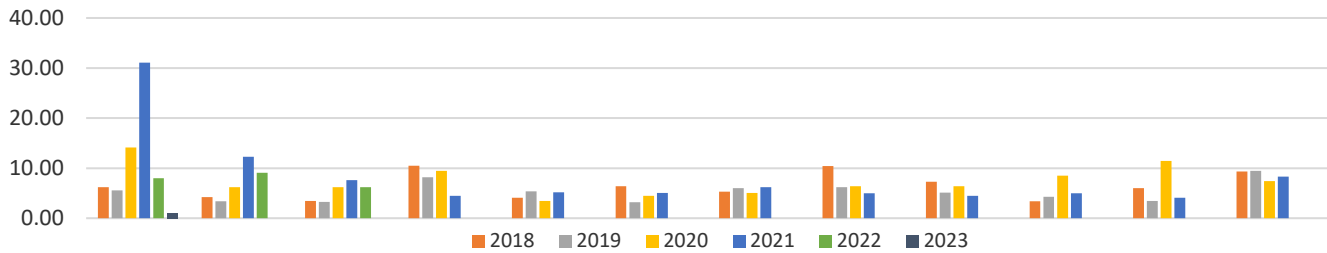
Calls for Service

Year to Date - 25



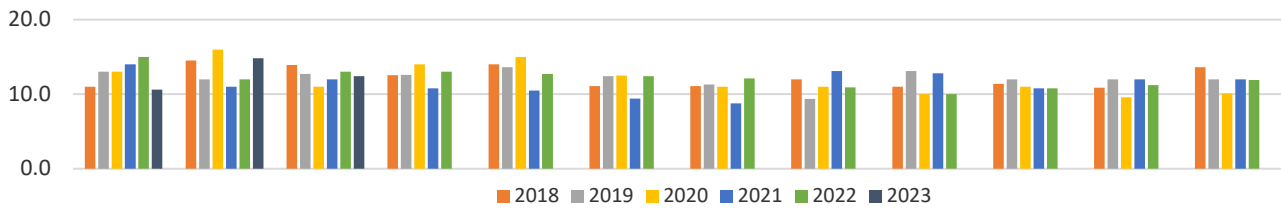
Avg. Response Time

Year to Date - 7.77



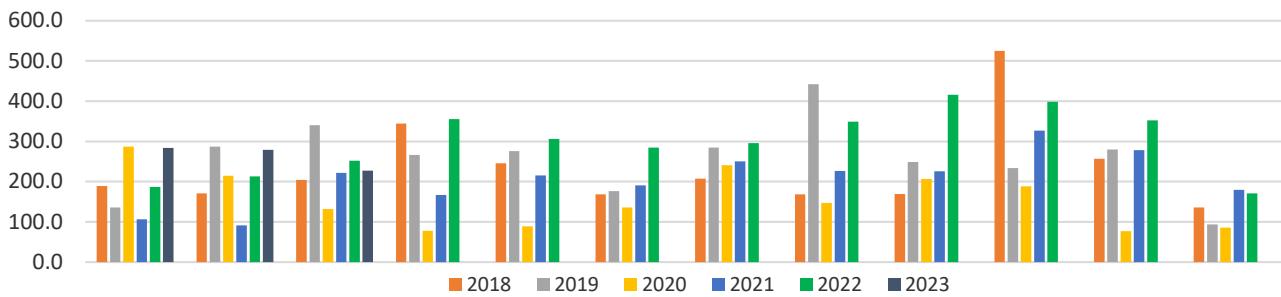
Avg. Turnout

Year to Date - 12.6



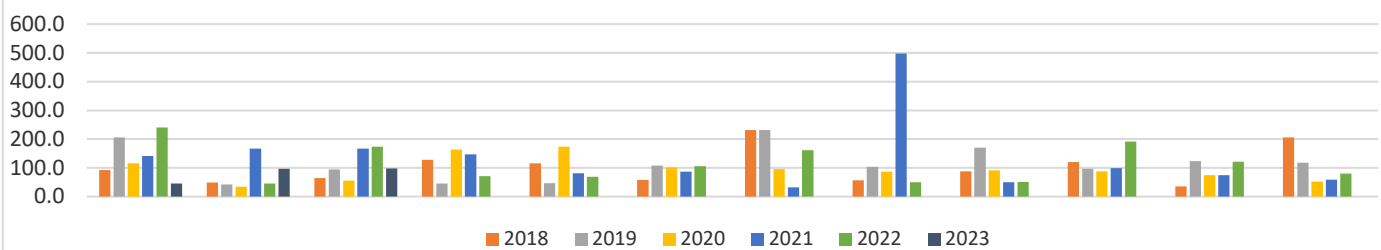
Activity Hours

Year to Date - 791.25



Call Hours

Year to Date 24.50



Elm Grove Fire Department Activities for Month							Month:	Mar-23
Activity No.	Activity Date	Day of the Week	Activity Time	Activity Hours	Type of Activity	Description of Activity	Members Attended	Man Hours
1	3/1/23	Wednesday	9:30	1.5	Data Entry	Monthly Reports	1	1.50
2	3/3/23	Friday	18:00	3.0	Training	Rapid Intervention Team - Slinger WI	1	3.00
3	3/4/23	Saturday	7:00	9.0	Training	Rapid Intervention Team - Slinger WI	1	9.00
4	3/4/23	Saturday	9:00	2.0	Training	Search	7	14.00
5	3/4/23	Saturday	12:00	7.0	Data Entry	Firehouse Reports	1	7.00
6	3/5/23	Sunday	14:00	2.8	Data Entry	Firehouse Reports	1	2.75
7	3/7/23	Tuesday	19:00	0.5	Meeting	Monthly Business Meeting	18	9.00
8	3/7/23	Tuesday	19:30	1.0	Meeting	Officers Meeting	6	6.00
9	3/11/23	Saturday	9:00	2.5	Training	Search	8	20.00
10	3/14/23	Tuesday	19:00	1.0	Training	Aerial Operations	2	2.00
11	3/16/23	Thursday	10:30	4.5	Administration	ESO Project	1	4.50
12	3/21/23	Tuesday	19:00	2.5	Training	Firefighter Rescue	12	30.00
13	3/24/23	Friday	12:30	2.5	Data Entry	Firehouse Reports	1	2.50
14	3/25/23	Saturday	6:00	12.0	Training	Verona - Enginge Ops Day	3	36.00
15	3/27/23	Monday	7:00	3.5	Training	Firefighter Escape Systems	8	28.00
16	3/27/23	Monday	7:00	4.0	Training	Aerial Operations	1	4.00
17	3/28/23	Tuesday	18:15	2.3	Data Entry	Firehouse Reports	1	2.25
18	3/28/23	Tuesday	19:00	3.0	Training	MPO - Elevated Platform & 2 1/2" Deployment	15	45.00
19	3/29/23	Wednesday	13:45	1.0	Data Entry	Firehouse Reports	1	1.00
Total Activity Man Hours for the Month								227.50
Department Activity Summary and Statistics								
Monthly Activities	Year to Date Activities	Month Act. Hours	Av. Hours per Activity	Year to Date Activity Hours	Monthly Activity Attendance	Year to Date Attendance	Year to Date Man Hours	
19	61	65.5	3.45	157.8	89	354	797.75	
Elm Grove Fire Department Calls for Service for Month								
Call No.	Date of Call	Day of Week	Time of Call	Hours Out	Type of Alarm	Alarm Description and Incident Address	Members Responded	Members Man Hours
1	3/2/23	Thursday	7:44	0.5	Water Flow Alarm - False	700 Wall St	15	7.50
2	3/2/23	Thursday	18:56	0.20	Outside Fire	12980 Bluemound	16	3.20
3	3/3/23	Friday	2:59	1.10	Natural Gas Emergency	1065 Madira Cr	10	11.00
4	3/3/23	Friday	21:27	1.40	Carbon Monoxide Alarm	14250 Oakdale Dr	12	16.80
5	3/4/23	Saturday	15:31	0.20	Structure Fire	1260 Church St	16	3.20
6	3/6/23	Monday	6:12	0.10	Smoke Alarm - False	1820 Westmore	12	1.20
7	3/6/23	Monday	7:31	0.30	Vehicle Fire	Bluemound & Rosedale	12	3.60
8	3/7/23	Tuesday	18:05	0.90	Mutual Aid	16700 Blk Kohler Ln - Menomonee Falls	12	10.80
9	3/9/23	Thursday	21:39	0.50	Odor of Smoke	1655 Shady Ln	13	6.50
10	3/17/23	Friday	12:00	0.70	Natural Gas Emergency	620 Highview Ct	9	6.30
11	3/19/23	Sunday	10:54	0.40	Odor of Smoke	1170 Legion Dr	12	4.80
12	3/19/23	Sunday	14:21	0.60	Mutual Aid	W228S1501 Antioch - Waukesha Village	8	4.80
13	3/24/23	Friday	21:52	0.10	False Alarm	13900 Dunwoody Dr	14	1.40
14	3/25/23	Saturday	21:30	0.60	Odor of Smoke	935 N 124th St	10	6.00
15	3/28/23	Tuesday	22:15	0.70	Motor Vehicle Crash	12400 W Blue Mound Rd	16	11.20
Department Call Summary and Statistics								
Alarms for the Month	Year to Date Alarms	Last Y.T.D. Alarms	Alarm Difference	Hours Out	Average Hours Per Call	Average Minutes per Call	Members Responded	Members Man Hours
15	25	22	3	8.3	0.55	33.2	187	98.30
False Alarms for Month	Year to Date False Alarms	Last Y.T.D. False Alarms	False Alarms Diff.	Year to Date Activity + Alarm Man Hours	Current Membership Roster	Year to Date Responded	Year to Date Man Hours	
3	6	9	-3	1038.25	46	337	240.50	
			-33%	Monthly Average Response per Alarm	Monthly Average Man Hours per Alarm	YTD Av. Responded per Alarm	YTD Av. Man Hours per Alarm	
				12.47	6.55	13.46	9.62	
Current Month Calls For Service and Statistics								
No. of Alarms	Types of Alarm this Month			Alarm Times of Occurrence		Year to Date Alarm Times of Occurrence		% of YTD Alarm Times
3	False Alarms			3 Daytime Alarms 7:00a-3:30p		6		24.0%
3	Odor of Smoke			0 Open Time Alarms 3:30p-6:00p		0		0.0%
2	Mutual Aid			7 Nighttime Alarms 6:00p-7:00a		10		40.0%
2	Natural Gas			5 Weekend Alarms Sat. 7:00a-Mon. 7:00a		9		36%
1	Carbon Monoxide Alarm			15 Total Alarms		25		100%
1	Motor Vehicle Crash							
1	Outside Fire							
1	Structure Fire							
1	Vehicle Fire							
15	Total Alarms this Month							