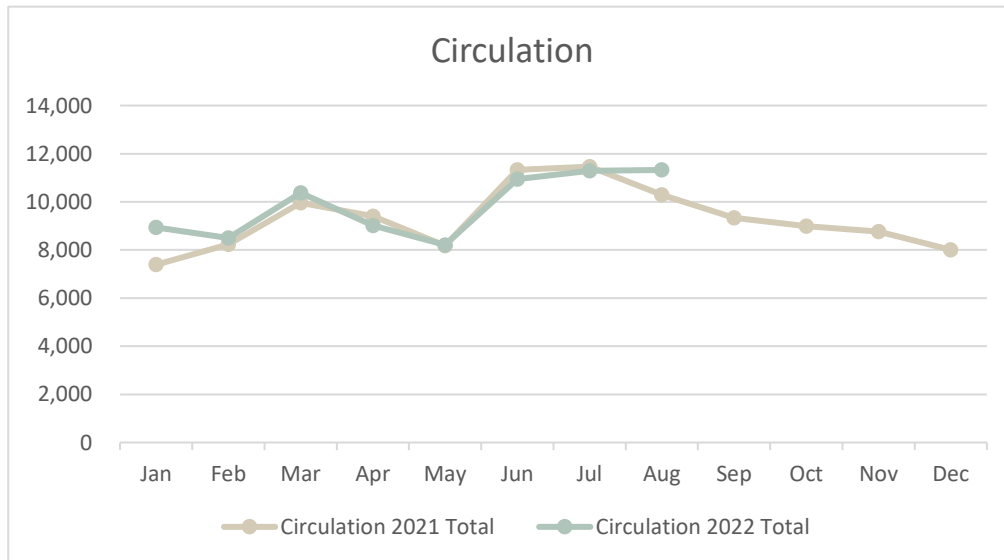


# Elm Grove Public Library

## Activity Report

### Circulation

	2021			2022			Y-T-Y Change	
	Shelved	Overdrive	Total	Shelved	Overdrive	Total	Total Circulation	
<b>Jan</b>	6,147	1,241	7,388	7,525	1,415	8,940	1,552	21.01%
<b>Feb</b>	7,109	1,120	8,229	7,218	1,274	8,492	263	3.20%
<b>Mar</b>	8,689	1,264	9,953	8,924	1,454	10,378	425	4.27%
<b>Apr</b>	8,158	1,243	9,401	7,654	1,358	9,012	(389)	-4.14%
<b>May</b>	7,020	1,163	8,183	6,964	1,246	8,210	27	0.33%
<b>Jun</b>	10,127	1,196	11,323	9,454	1,490	10,944	(379)	-3.35%
<b>Jul</b>	10,204	1,257	11,461	9,802	1,489	11,291	(170)	-1.48%
<b>Aug</b>	9,190	1,105	10,295	9,779	1,544	11,323	1,028	9.99%
<b>Sep</b>	8,095	1,240	9,335					
<b>Oct</b>	7,832	1,157	8,989					
<b>Nov</b>	7,565	1,202	8,767					
<b>Dec</b>	6,768	1,235	8,003					
<b>Y-T-D</b>	<b>96,904</b>	<b>14,423</b>	<b>111,327</b>	<b>67,320</b>	<b>11,270</b>	<b>78,590</b>	<b>2,357</b>	<b>-29.41%</b>

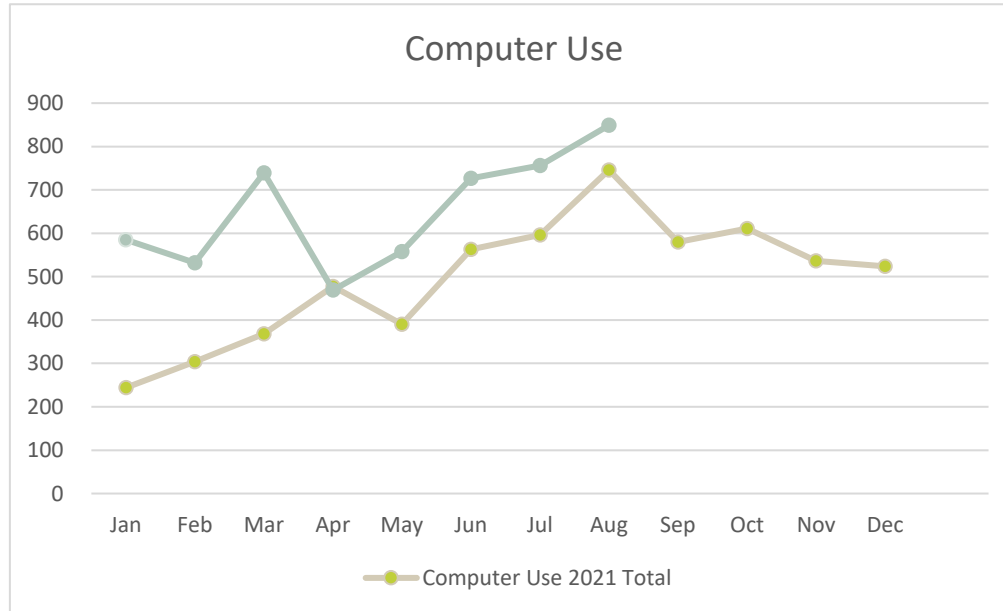


# Elm Grove Public Library

## Activity Report

### Computer Use

	2021			2022			Y-T-Y Change	
	Library	Wi-Fi	Total	Library	Wi-Fi	Total	Total Usage	
<b>Jan</b>	75	169	244	197	388	585	341	139.75%
<b>Feb</b>	106	198	304	180	352	532	228	75.00%
<b>Mar</b>	134	234	368	231	508	739	371	100.82%
<b>Apr</b>	143	334	477	57	412	469	(8)	-1.68%
<b>May</b>	138	252	390	207	351	558	168	43.08%
<b>Jun</b>	227	336	563	229	498	727	164	29.13%
<b>Jul</b>	209	387	596	214	542	756	160	26.85%
<b>Aug</b>	232	514	746	254	595	849	103	13.81%
<b>Sep</b>	247	333	580					
<b>Oct</b>	245	366	611					
<b>Nov</b>	164	372	536					
<b>Dec</b>	175	349	524					
<b>Y-T-D</b>	<b>2,095</b>	<b>3,844</b>	<b>5,939</b>	<b>1,569</b>	<b>3,646</b>	<b>5,215</b>	<b>1,527</b>	<b>-12.19%</b>



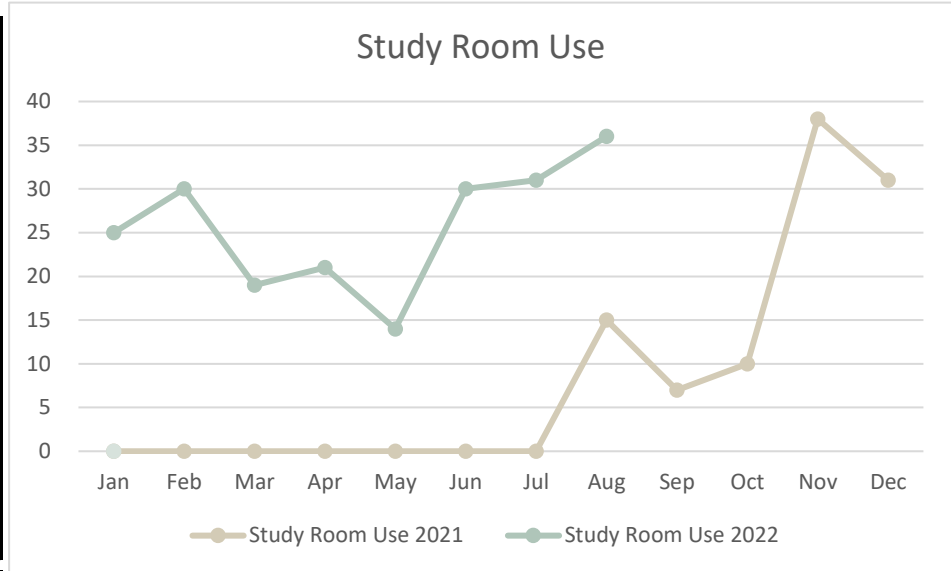
Note: 4/2022 in-library PC usage (57) is inaccurate due to computer problem during month of April which erased statistics for remainder of the month.

# Elm Grove Public Library

## Activity Report

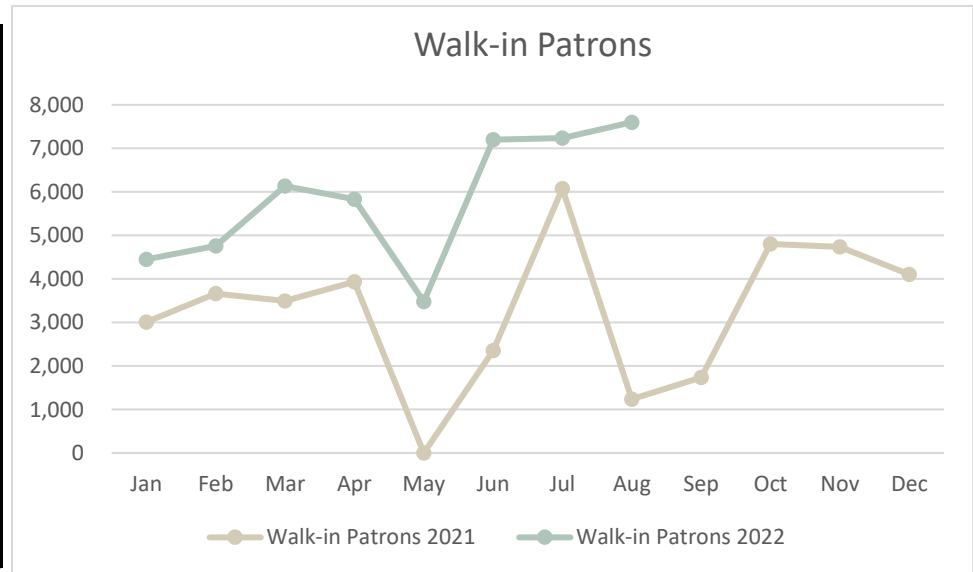
### Study Room Use

	2021	2022	Y-T-Y Change	
Jan	0	25	25	#DIV/0!
Feb	0	30	30	#DIV/0!
Mar	0	19	19	#DIV/0!
Apr	0	21	21	#DIV/0!
May	0	14	14	#DIV/0!
Jun	0	30	30	#DIV/0!
Jul	0	31	31	#DIV/0!
Aug	15	36	21	140.00%
Sep	7			
Oct	10			
Nov	38			
Dec	31			
<b>Y-T-D</b>	<b>101</b>	<b>206</b>	<b>105</b>	<b>103.96%</b>



### Walk-in Patrons

	2021	2022	Y-T-Y Change	
Jan	3,006	4,448	1,442	47.97%
Feb	3,663	4,762	1,099	30.00%
Mar	3,497	6,136	2,639	75.46%
Apr	3,933	5,835	1,902	48.36%
May *		3,481	#VALUE!	#VALUE!
Jun	2,352	7,198	4,846	206.04%
Jul	6,078	7,239	1,161	19.10%
Aug	1,235	7,600	6,365	515.38%
Sep	1,737			
Oct	4,801			
Nov	4,740			
Dec	4,103			
<b>Y-T-D</b>	<b>39,145</b>	<b>46,699</b>	<b>7,554</b>	<b>19.30%</b>



\*People counter stopped working in May 2021, so there is no data for May.

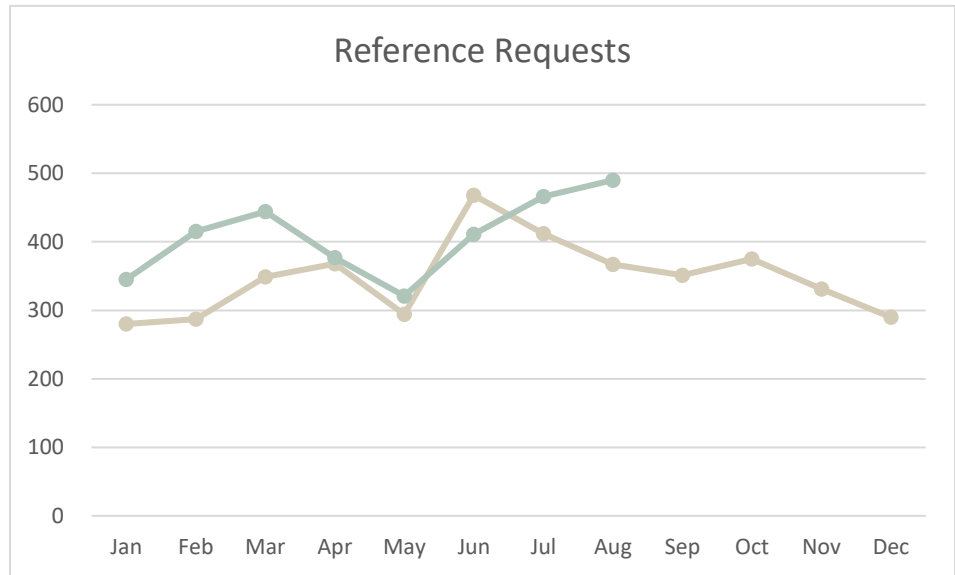
# Elm Grove Public Library

## Activity Report

New counter was installed during June 2021, so June number is not a complete picture of actual walk-ins.  
 August 24th power outage affected counter, so August 2021 walk-in number is not accurate.  
 September 2021 counter number is not accurate.

### Reference Requests

	2021	2022	Y-T-Y Change	
<b>Jan</b>	280	345	65	23.21%
<b>Feb</b>	287	415	128	44.60%
<b>Mar</b>	349	444	95	27.22%
<b>Apr</b>	368	377	9	2.45%
<b>May</b>	294	321	27	9.18%
<b>Jun</b>	468	411	(57)	-12.18%
<b>Jul</b>	412	466	54	13.11%
<b>Aug</b>	367	490	123	33.51%
<b>Sep</b>	351			
<b>Oct</b>	375			
<b>Nov</b>	331			
<b>Dec</b>	290			
<b>Y-T-D</b>	<b>4,172</b>	<b>3,269</b>	<b>(903)</b>	<b>-21.64%</b>

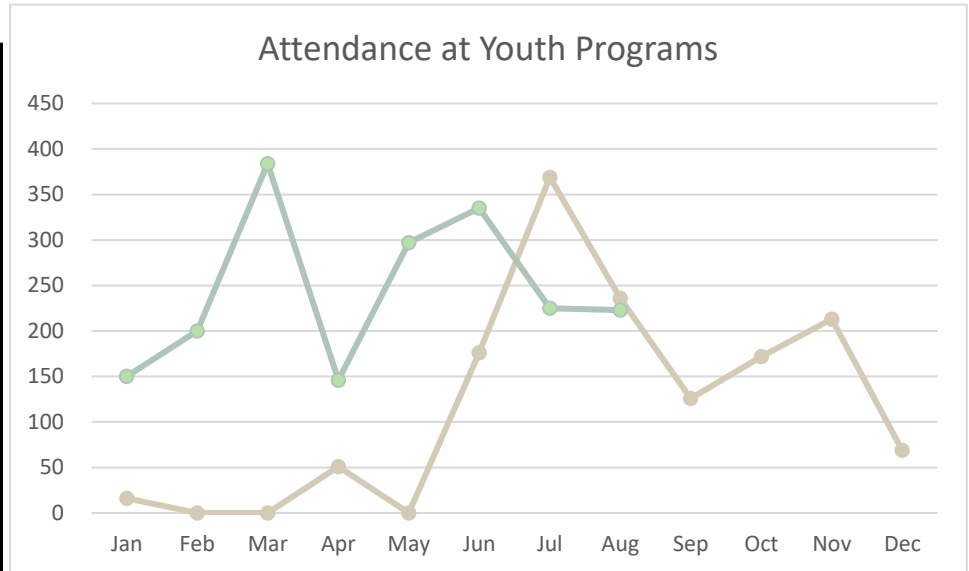


# Elm Grove Public Library

## Activity Report

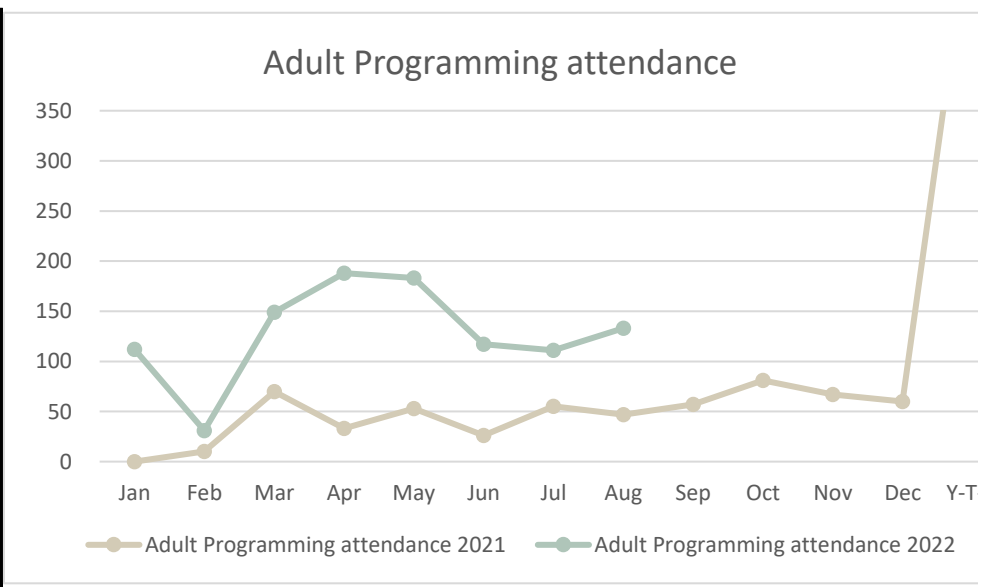
### Attendance at Children's Programs

	2021	2022	Y-T-Y Change	
Jan	16	150	134	837.50%
Feb	0	200	200	#DIV/0!
Mar	0	384	384	#DIV/0!
Apr	51	146	95	186.27%
May	0	297	297	#DIV/0!
Jun	176	335	159	90.34%
Jul	369	225	(144)	-39.02%
Aug	236	223	(13)	-5.51%
Sep	126			
Oct	172			
Nov	213			
Dec	69			
<b>Y-T-D</b>	<b>1,428</b>	<b>1,960</b>	<b>532</b>	<b>37.25%</b>



### Adult Programming attendance

	2021	2022	Y-T-Y Change	
Jan	0	112	112	#DIV/0!
Feb	10	31	21	210.00%
Mar	70	149	79	112.86%
Apr	33	188	155	469.70%
May	53	183	130	245.28%
Jun	26	117	91	350.00%
Jul	55	111	56	101.82%
Aug	47	133	86	182.98%
Sep	57			
Oct	81			
Nov	67			
Dec	60			
<b>Y-T-D</b>	<b>559</b>	<b>1,024</b>	<b>465</b>	<b>83.18%</b>



# Elm Grove Public Library

## Activity Report

### Holds shipped from Elm Grove

	2021	2022	Y-T-Y Change	
Jan	2283	2315	32	1.40%
Feb	2305	1995	-310	-13.45%
Mar	2321	2140	-181	-7.80%
Apr	2234	2031	-203	-9.09%
May	1972	1879	-93	-4.72%
Jun	2267	2061	-206	-9.09%
Jul	2017	1962	-55	-2.73%
Aug	2066	2115	49	2.37%
Sep	1947			
Oct	1843			
Nov	1952			
Dec	1873			
<b>Y-T-D</b>	<b>25,080</b>	<b>16,498</b>	<b>(8,582)</b>	<b>-34%</b>



### Holds received at Elm Grove

	2021	2022	Y-T-Y Change	
Jan	1428	1560	132	9%
Feb	1621	1627	6	0%
Mar	1743	1574	-169	-10%
Apr	1567	1313	-254	-16%
May	1348	1383	35	3%
Jun	1651	1713	62	4%
Jul	1427	1478	51	4%
Aug	1588	1748	160	10%
Sep	1478			
Oct	1561			
Nov	1393			
Dec	1239			
<b>Y-T-D</b>	<b>18044</b>	<b>12396</b>	<b>-5648</b>	<b>-31%</b>

