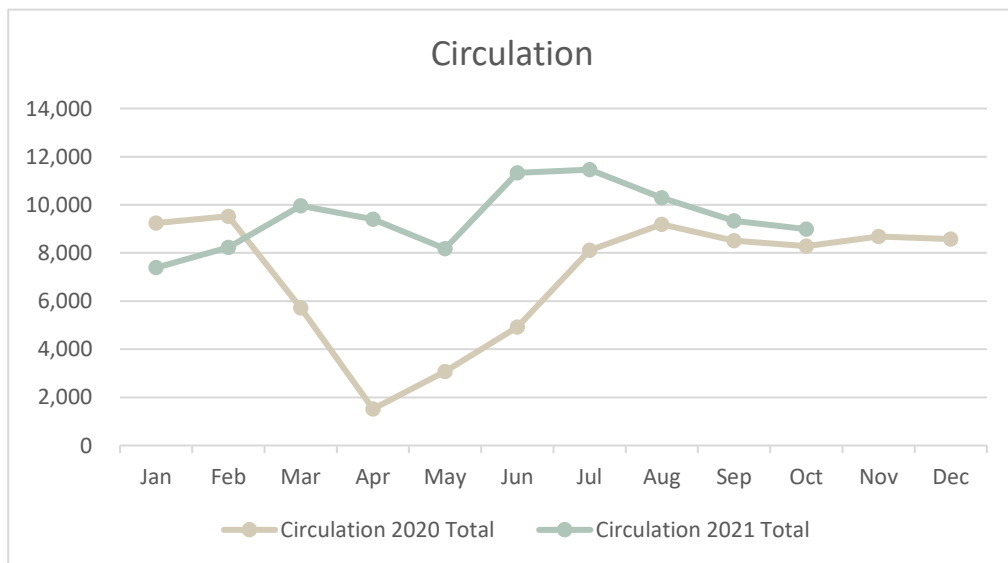


# Elm Grove Public Library

## Activity Report

### Circulation

	2020			2021			Y-T-Y Change	
	Shelved	Overdrive	Total	Shelved	Overdrive	Total	Total Circulation	
<b>Jan</b>	8,391	848	9,239	6,147	1,241	7,388	(1,851)	-20.03%
<b>Feb</b>	8,598	929	9,527	7,109	1,120	8,229	(1,298)	-13.62%
<b>Mar</b>	4,747	970	5,717	8,689	1,264	9,953	4,236	74.09%
<b>Apr</b>	394	1,124	1,518	8,158	1,243	9,401	7,883	519.30%
<b>May</b>	1,798	1,270	3,068	7,020	1,163	8,183	5,115	166.72%
<b>Jun</b>	3,616	1,304	4,920	10,127	1,196	11,323	6,403	130.14%
<b>Jul</b>	6,943	1,167	8,110	10,204	1,257	11,461	3,351	41.32%
<b>Aug</b>	7,979	1,214	9,193	9,190	1,105	10,295	1,102	11.99%
<b>Sep</b>	7,443	1,066	8,509	8,095	1,240	9,335	826	9.71%
<b>Oct</b>	7,293	994	8,287	7,832	1,157	8,989	702	8.47%
<b>Nov</b>	7,580	1,106	8,686					
<b>Dec</b>	7,469	1,107	8,576					
<b>Y-T-D</b>	<b>72,251</b>	<b>13,099</b>	<b>85,350</b>	<b>82,571</b>	<b>11,986</b>	<b>94,557</b>	<b>26,469</b>	<b>10.79%</b>

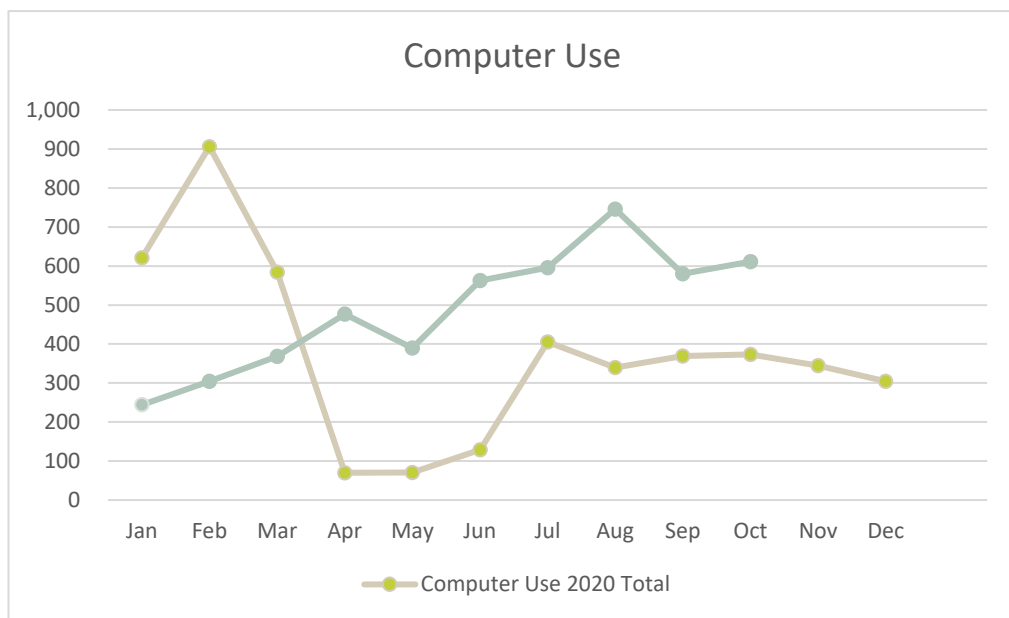


# Elm Grove Public Library

## Activity Report

### Computer Use

	2020			2021			Y-T-Y Change	
	Library	Wi-Fi	Total	Library	Wi-Fi	Total	Total Usage	
<b>Jan</b>	407	214	621	75	169	244	(377)	-60.71%
<b>Feb</b>	385	521	906	106	198	304	(602)	-66.45%
<b>Mar</b>	195	389	584	134	234	368	(216)	-36.99%
<b>Apr</b>	0	70	70	143	334	477	407	581.43%
<b>May</b>	0	71	71	138	252	390	319	449.30%
<b>Jun</b>	31	98	129	227	336	563	434	336.43%
<b>Jul</b>	126	279	405	209	387	596	191	47.16%
<b>Aug</b>	113	227	340	232	514	746	406	119.41%
<b>Sep</b>	145	224	369	247	333	580	211	57.18%
<b>Oct</b>	170	203	373	245	366	611	238	63.81%
<b>Nov</b>	128	217	345					
<b>Dec</b>	133	171	304					
<b>Y-T-D</b>	<b>1,833</b>	<b>2,684</b>	<b>4,517</b>	<b>1,756</b>	<b>3,123</b>	<b>4,879</b>	<b>1,011</b>	<b>8.01%</b>

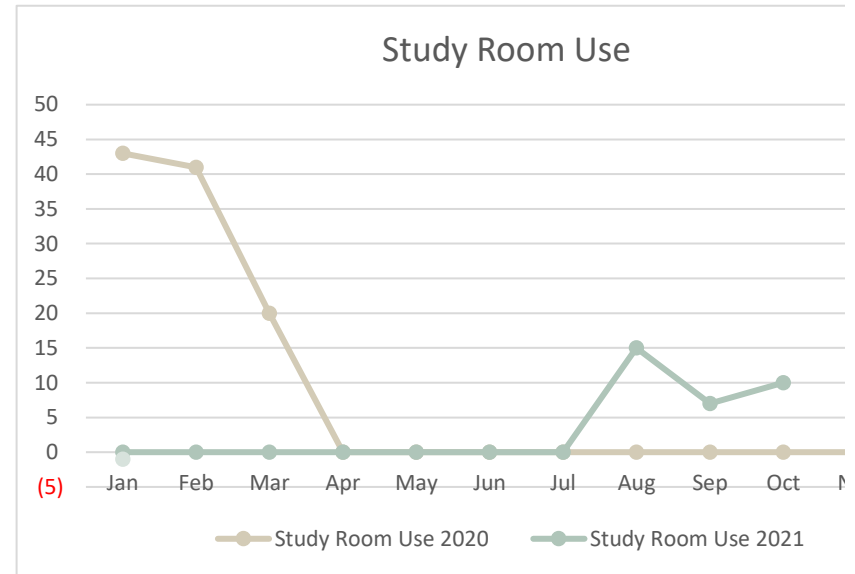


# Elm Grove Public Library

## Activity Report

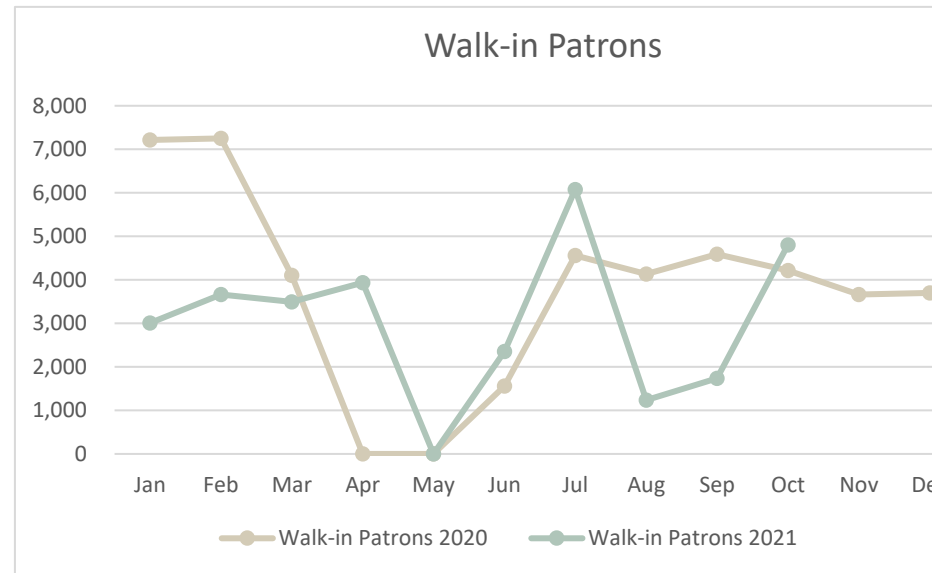
### Study Room Use

	2020	2021	Y-T-Y Change	
Jan	43	0	(43)	-100.00%
Feb	41	0	(41)	-100.00%
Mar	20	0	(20)	-100.00%
Apr	0	0	0	#DIV/0!
May	0	0	0	#DIV/0!
Jun	0	0	0	#DIV/0!
Jul	0	0	0	#DIV/0!
Aug	0	15	15	#DIV/0!
Sep	0	7	7	#DIV/0!
Oct	0	10	10	#DIV/0!
Nov	0			
Dec	0			
<b>Y-T-D</b>	<b>104</b>	<b>32</b>	<b>(72)</b>	<b>-69.23%</b>



### Walk-in Patrons

	2020	2021	Y-T-Y Change	
Jan	7,212	3,006	(4,206)	-58.32%
Feb	7,250	3,663	(3,587)	-49.48%
Mar	4,103	3,497	(606)	-14.77%
Apr	0	3,933	3,933	#DIV/0!
May	0 *		#VALUE!	#VALUE!
Jun	1,560	2,352	792	50.77%
Jul	4,561	6,078	1,517	33.26%
Aug	4,135	1,235	(2,900)	-70.13%
Sep	4,589	1,737	(2,852)	-62.15%
Oct	4,216	4,801	585	13.88%
Nov	3,665			
Dec	3,697			
<b>Y-T-D</b>	<b>44,988</b>	<b>30,302</b>	<b>(14,686)</b>	<b>-32.64%</b>



\*People counter stopped working in May 2021, so there is no data for May.

# Elm Grove Public Library

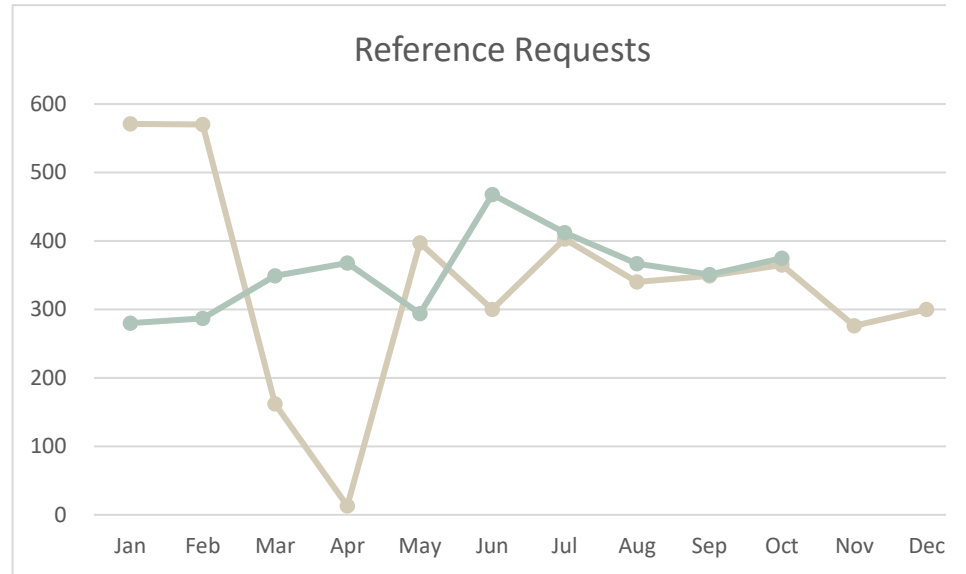
## Activity Report

New counter was installed during June 2021, so June number is not a complete picture of actual walk-ins.

August 24th power outage affected counter, so August walk-in number is not accurate.

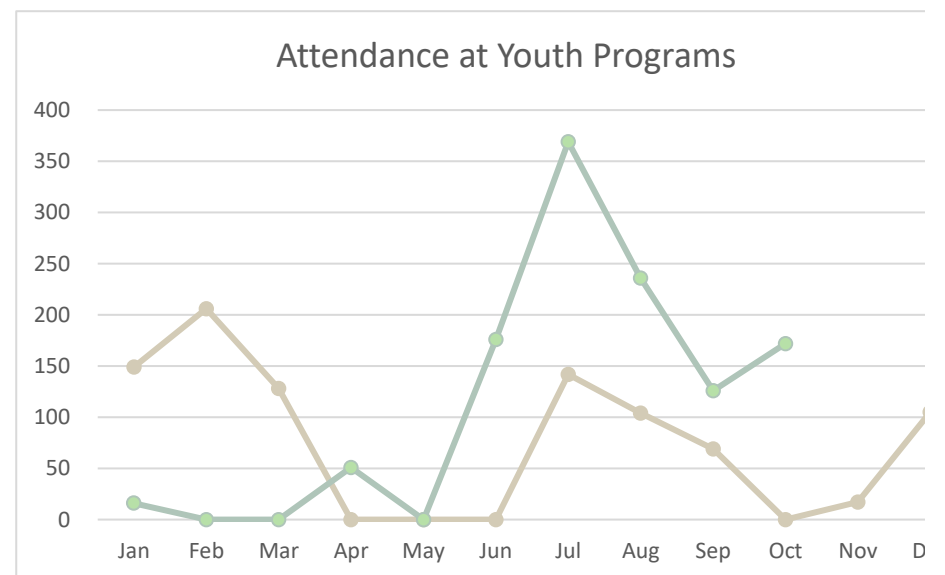
### Reference Requests

	2020	2021	Y-T-Y Change	
Jan	571	280	(291)	-50.96%
Feb	570	287	(283)	-49.65%
Mar	162	349	187	115.43%
Apr	13	368	355	2730.77%
May	397	294	(103)	-25.94%
Jun	300	468	168	56.00%
Jul	403	412	9	2.23%
Aug	340	367	27	7.94%
Sep	349	351	2	0.57%
Oct	365	375	10	2.74%
Nov	276			
Dec	300			
<b>Y-T-D</b>	<b>4,046</b>	<b>3,551</b>	<b>(495)</b>	<b>-12.23%</b>



### Attendance at Children's Programs

	2020	2021	Y-T-Y Change	
Jan	149	16	(133)	-89.26%
Feb	206	0	(206)	-100.00%
Mar	128	0	(128)	-100.00%
Apr	0	51	51	#DIV/0!
May	0	0	0	#DIV/0!
Jun	0	176	176	#DIV/0!
Jul	142	369	227	159.86%
Aug	104	236	132	126.92%
Sep	69	126	57	82.61%
Oct	0	172	172	#DIV/0!
Nov	17			
Dec	105			



# Elm Grove Public Library

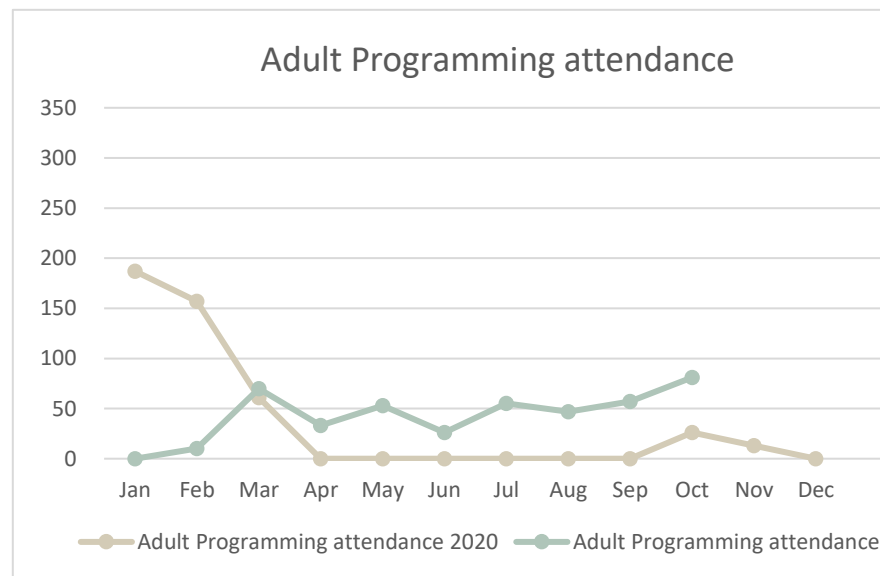
## Activity Report

Y-T-D	920	1,146	226	24.57%
-------	-----	-------	-----	--------

### Adult Programming attendance

	2020	2021	Y-T-Y Change	
Jan	187	0	(187)	-100.00%
Feb	157	10	(147)	-93.63%
Mar	61	70	9	14.75%
Apr	0	33	33	#DIV/0!
May	0	53	53	#DIV/0!
Jun	0	26	26	#DIV/0!
Jul	0	55	55	#DIV/0!
Aug	0	47	47	#DIV/0!
Sep	0	57	57	#DIV/0!
Oct	26	81	55	211.54%
Nov	13			
Dec	0			

Y-T-D	444	432	(12)	-2.70%
-------	-----	-----	------	--------

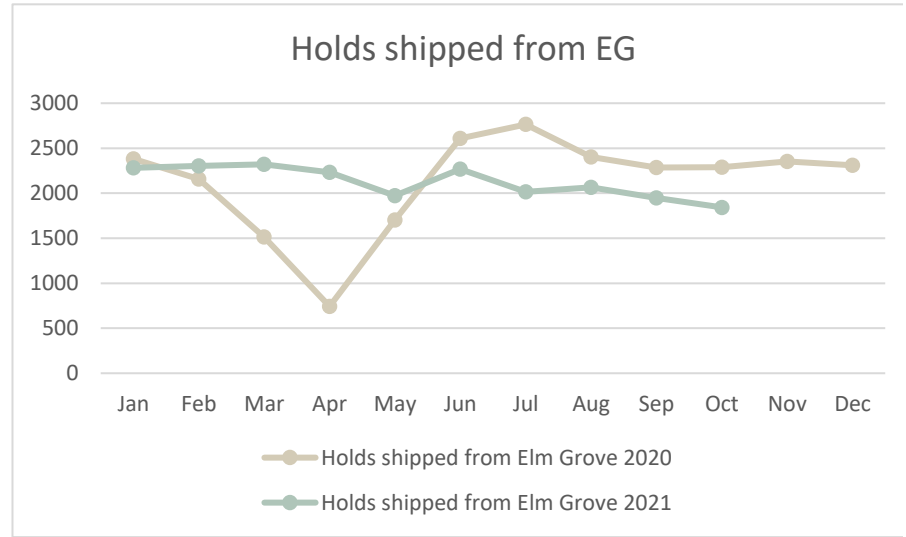


# Elm Grove Public Library

## Activity Report

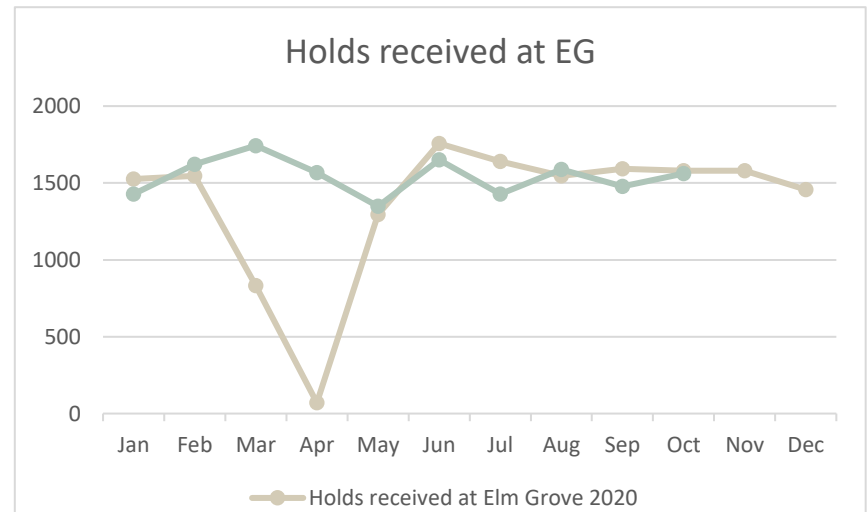
### Holds shipped from Elm Grove

	2020	2021	Y-T-Y Change	
Jan	2383	2283	-100	-4.20%
Feb	2159	2305	146	6.76%
Mar	1514	2321	807	53.30%
Apr	743	2234	1491	200.67%
May	1701	1972	271	15.93%
Jun	2609	2267	-342	-13.11%
Jul	2764	2017	-747	-27.03%
Aug	2404	2066	-338	-14.06%
Sep	2287	1947	-340	-14.87%
Oct	2288	1843	-445	-19.45%
Nov	2354			
Dec	2312			
<b>Y-T-D</b>	<b>25,518</b>	<b>21,255</b>	<b>(4,263)</b>	<b>-17%</b>



### Holds received at Elm Grove

	2020	2021	Y-T-Y Change	
Jan	1525	1428	-97	-6%
Feb	1547	1621	74	5%
Mar	832	1743	911	109%
Apr	70	1567	1497	2139%
May	1294	1348	54	4%
Jun	1757	1651	-106	-6%
Jul	1641	1427	-214	-13%
Aug	1547	1588	41	3%
Sep	1593	1478	-115	-7%
Oct	1579	1561	-18	-1%
Nov	1579			
Dec	1457			



# Elm Grove Public Library

## Activity Report

—● Holds received at Elm Grove 2021

Y-T-D	16421	15412	-1009	-6%
-------	-------	-------	-------	-----