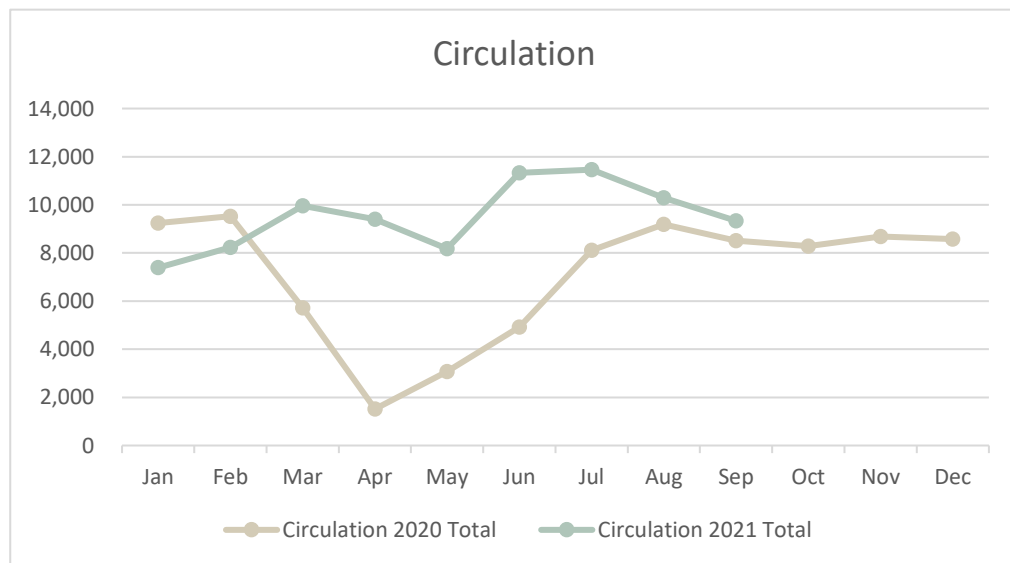


Elm Grove Public Library

Activity Report

Circulation

	2020			2021			Y-T-Y Change	
	Shelved	Overdrive	Total	Shelved	Overdrive	Total	Total Circulation	
Jan	8,391	848	9,239	6,147	1,241	7,388	(1,851)	-20.03%
Feb	8,598	929	9,527	7,109	1,120	8,229	(1,298)	-13.62%
Mar	4,747	970	5,717	8,689	1,264	9,953	4,236	74.09%
Apr	394	1,124	1,518	8,158	1,243	9,401	7,883	519.30%
May	1,798	1,270	3,068	7,020	1,163	8,183	5,115	166.72%
Jun	3,616	1,304	4,920	10,127	1,196	11,323	6,403	130.14%
Jul	6,943	1,167	8,110	10,204	1,257	11,461	3,351	41.32%
Aug	7,979	1,214	9,193	9,190	1,105	10,295	1,102	11.99%
Sep	7,443	1,066	8,509	8,095	1,240	9,335	826	9.71%
Oct	7,293	994	8,287					
Nov	7,580	1,106	8,686					
Dec	7,469	1,107	8,576					
Y-T-D	72,251	13,099	85,350	74,739	10,829	85,568	25,767	0.26%

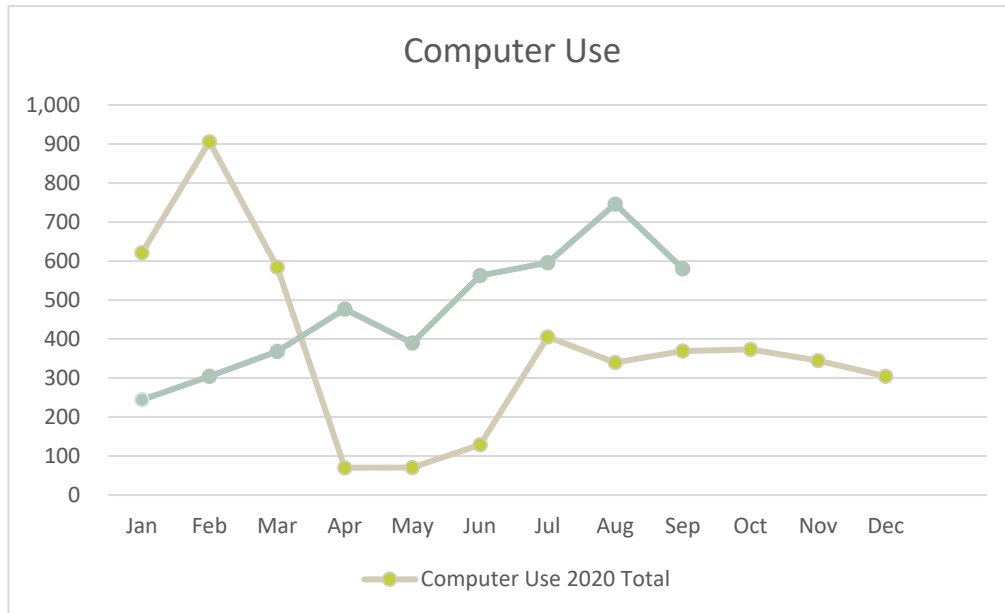


Elm Grove Public Library

Activity Report

Computer Use

	2020			2021			Y-T-Y Change	
	Library	Wi-Fi	Total	Library	Wi-Fi	Total	Total Usage	
Jan	407	214	621	75	169	244	(377)	-60.71%
Feb	385	521	906	106	198	304	(602)	-66.45%
Mar	195	389	584	134	234	368	(216)	-36.99%
Apr	0	70	70	143	334	477	407	581.43%
May	0	71	71	138	252	390	319	449.30%
Jun	31	98	129	227	336	563	434	336.43%
Jul	126	279	405	209	387	596	191	47.16%
Aug	113	227	340	232	514	746	406	119.41%
Sep	145	224	369	247	333	580	211	57.18%
Oct	170	203	373					
Nov	128	217	345					
Dec	133	171	304					
Y-T-D	1,833	2,684	4,517	1,511	2,757	4,268	773	-5.51%

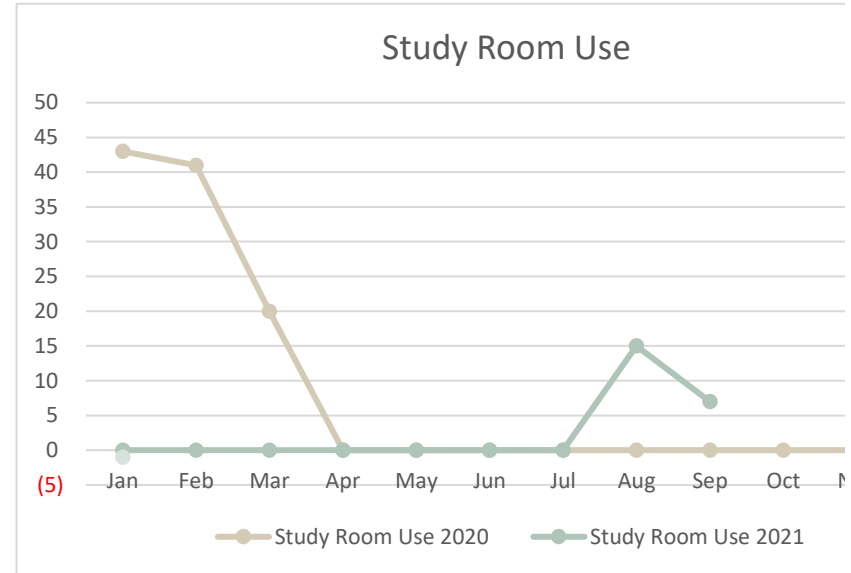


Elm Grove Public Library

Activity Report

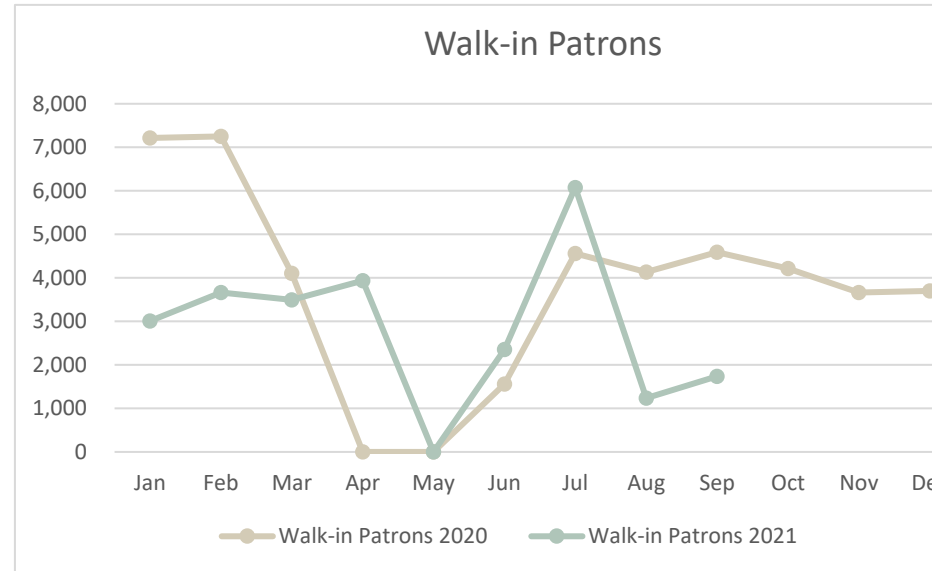
Study Room Use

	2020	2021	Y-T-Y Change	
Jan	43	0	(43)	-100.00%
Feb	41	0	(41)	-100.00%
Mar	20	0	(20)	-100.00%
Apr	0	0	0	#DIV/0!
May	0	0	0	#DIV/0!
Jun	0	0	0	#DIV/0!
Jul	0	0	0	#DIV/0!
Aug	0	15	15	#DIV/0!
Sep	0	7	7	#DIV/0!
Oct	0			
Nov	0			
Dec	0			
Y-T-D	104	22	(82)	-78.85%



Walk-in Patrons

	2020	2021	Y-T-Y Change	
Jan	7,212	3,006	(4,206)	-58.32%
Feb	7,250	3,663	(3,587)	-49.48%
Mar	4,103	3,497	(606)	-14.77%
Apr	0	3,933	3,933	#DIV/0!
May	0 *		#VALUE!	#VALUE!
Jun	1,560	2,352	792	50.77%
Jul	4,561	6,078	1,517	33.26%
Aug	4,135	1,235	(2,900)	-70.13%
Sep	4,589	1,737	(2,852)	-62.15%
Oct	4,216			
Nov	3,665			
Dec	3,697			
Y-T-D	44,988	25,501	(19,487)	-43.32%



*People counter stopped working in May 2021, so there is no data for May.

Elm Grove Public Library

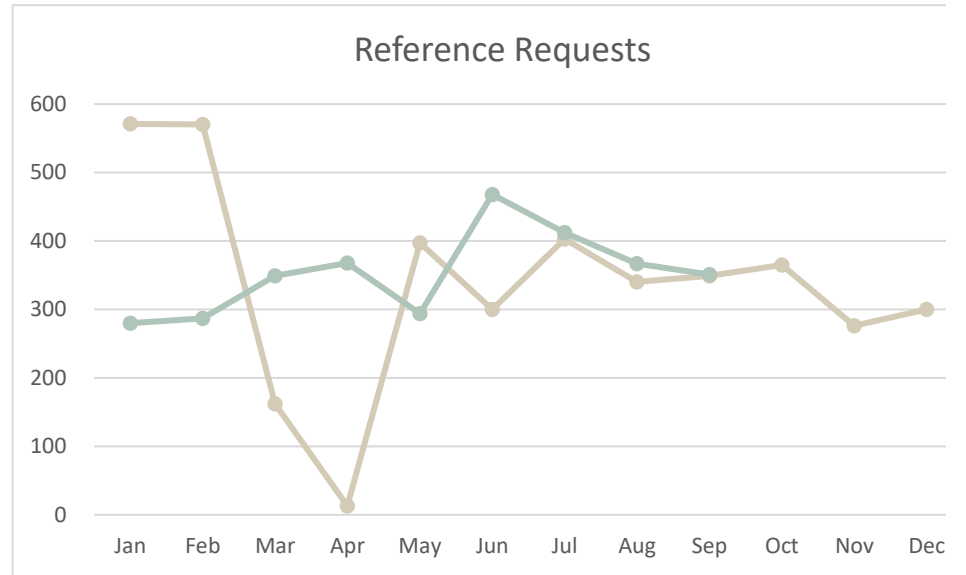
Activity Report

New counter was installed during June 2021, so June number is not a complete picture of actual walk-ins.

August 24th power outage affected counter, so August walk-in number is not accurate.

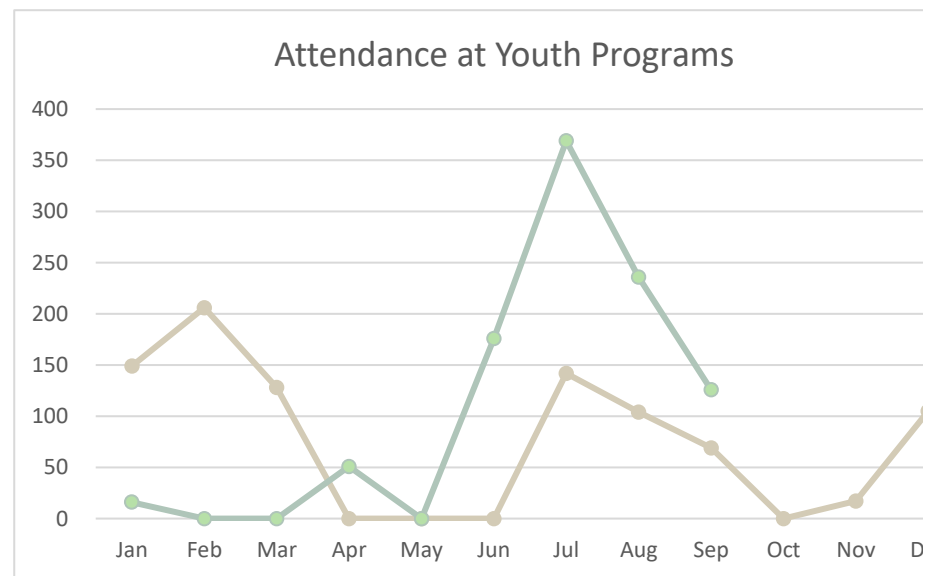
Reference Requests

	2020	2021	Y-T-Y Change	
Jan	571	280	(291)	-50.96%
Feb	570	287	(283)	-49.65%
Mar	162	349	187	115.43%
Apr	13	368	355	2730.77%
May	397	294	(103)	-25.94%
Jun	300	468	168	56.00%
Jul	403	412	9	2.23%
Aug	340	367	27	7.94%
Sep	349	351	2	0.57%
Oct	365			
Nov	276			
Dec	300			
Y-T-D	4,046	3,176	(870)	-21.50%



Attendance at Children's Programs

	2020	2021	Y-T-Y Change	
Jan	149	16	(133)	-89.26%
Feb	206	0	(206)	-100.00%
Mar	128	0	(128)	-100.00%
Apr	0	51	51	#DIV/0!
May	0	0	0	#DIV/0!
Jun	0	176	176	#DIV/0!
Jul	142	369	227	159.86%
Aug	104	236	132	126.92%
Sep	69	126	57	82.61%
Oct	0			
Nov	17			
Dec	105			



Elm Grove Public Library

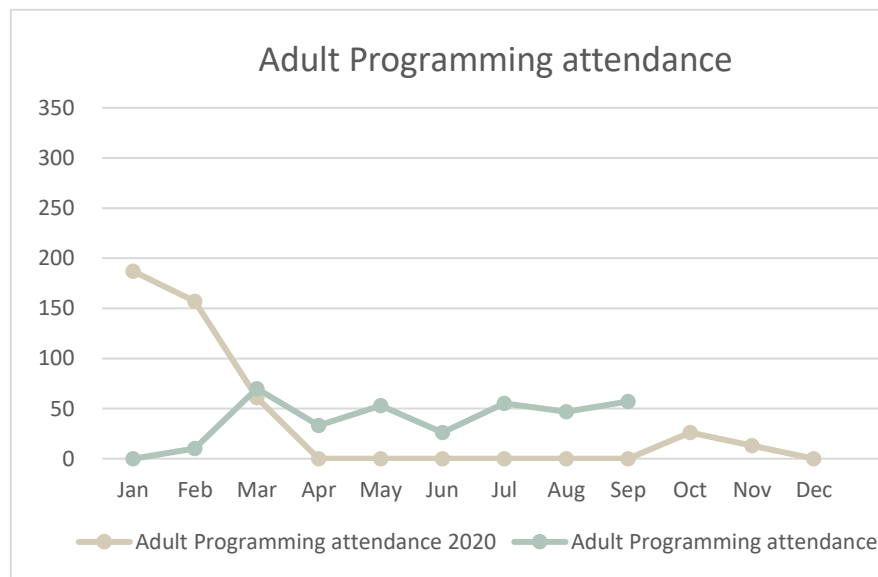
Activity Report

Y-T-D	920	974	54	5.87%
--------------	------------	------------	-----------	--------------

Adult Programming attendance

	2020	2021	Y-T-Y Change	
Jan	187	0	(187)	-100.00%
Feb	157	10	(147)	-93.63%
Mar	61	70	9	14.75%
Apr	0	33	33	#DIV/0!
May	0	53	53	#DIV/0!
Jun	0	26	26	#DIV/0!
Jul	0	55	55	#DIV/0!
Aug	0	47	47	#DIV/0!
Sep	0	57	57	#DIV/0!
Oct	26			
Nov	13			
Dec	0			

Y-T-D	444	351	(93)	-20.95%
--------------	------------	------------	-------------	----------------

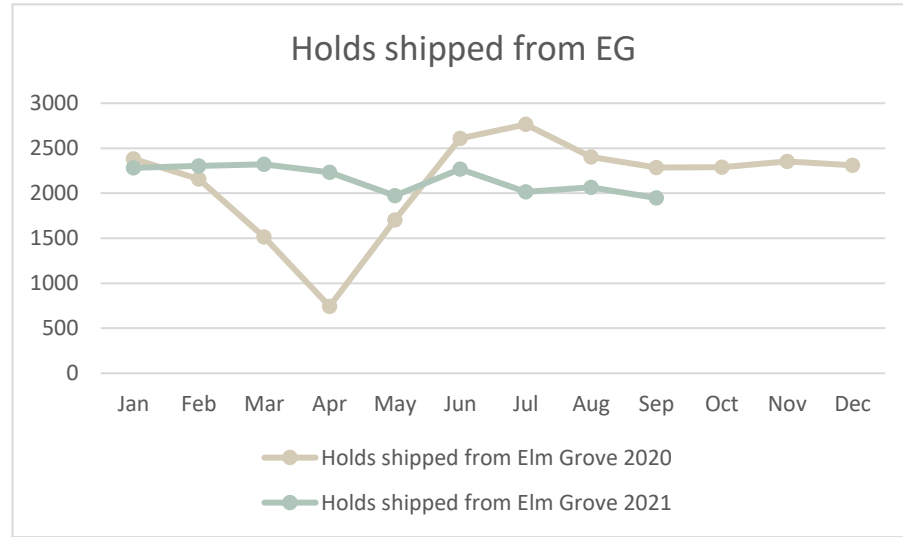


Elm Grove Public Library

Activity Report

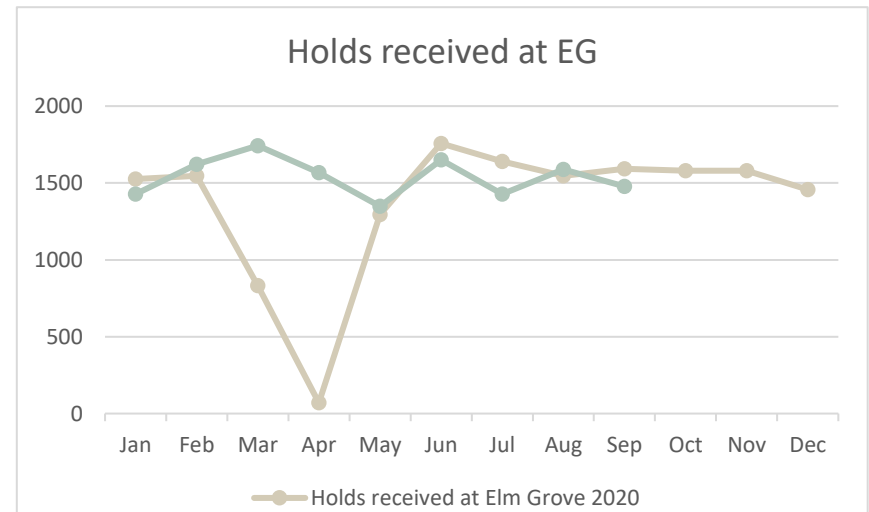
Holds shipped from Elm Grove

	2020	2021	Y-T-Y Change	
Jan	2383	2283	-100	-4.20%
Feb	2159	2305	146	6.76%
Mar	1514	2321	807	53.30%
Apr	743	2234	1491	200.67%
May	1701	1972	271	15.93%
Jun	2609	2267	-342	-13.11%
Jul	2764	2017	-747	-27.03%
Aug	2404	2066	-338	-14.06%
Sep	2287	1947	-340	-14.87%
Oct	2288			
Nov	2354			
Dec	2312			
Y-T-D	25,518	19,412	(6,106)	-24%



Holds received at Elm Grove

	2020	2021	Y-T-Y Change	
Jan	1525	1428	-97	-6%
Feb	1547	1621	74	5%
Mar	832	1743	911	109%
Apr	70	1567	1497	2139%
May	1294	1348	54	4%
Jun	1757	1651	-106	-6%
Jul	1641	1427	-214	-13%
Aug	1547	1588	41	3%
Sep	1593	1478	-115	-7%
Oct	1579			
Nov	1579			
Dec	1457			



Elm Grove Public Library

Activity Report

—● Holds received at Elm Grove 2021

Y-T-D	16421	13851	-2570	-16%
-------	-------	-------	-------	------