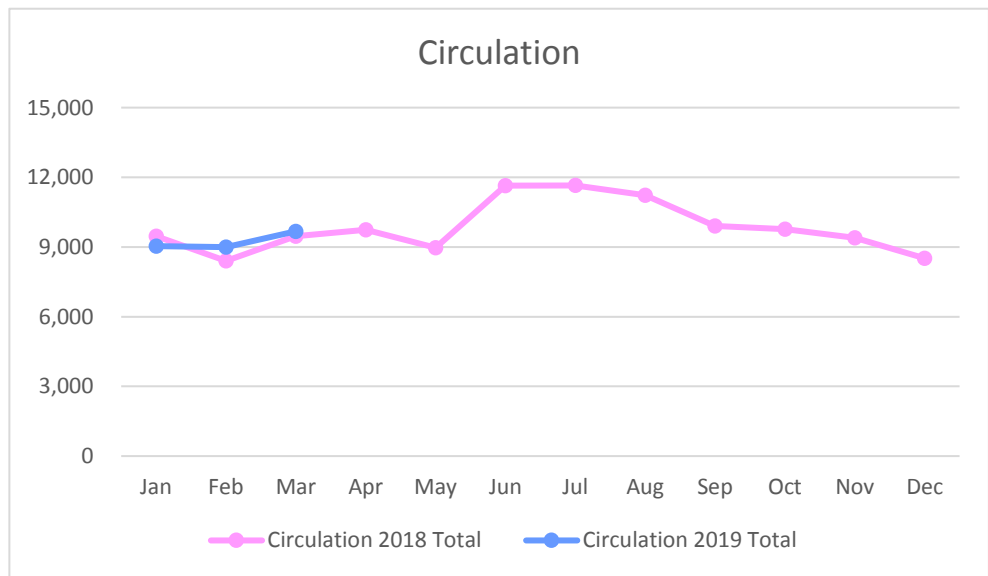


# Elm Grove Public Library

## Activity Report

### Circulation

	2018			2019			Y-T-Y Change	
	Shelved	Overdrive	Total	Shelved	Overdrive	Total	Total Circulation	
<b>Jan</b>	8,840	621	9,461	8,346	691	9,037	(424)	-4.48%
<b>Feb</b>	7,824	578	8,402	8,261	734	8,995	593	7.06%
<b>Mar</b>	8,810	662	9,472	8,958	719	9,677	205	2.16%
<b>Apr</b>	9,080	661	9,741					
<b>May</b>	8,396	578	8,974					
<b>Jun</b>	10,987	655	11,642					
<b>Jul</b>	10,960	689	11,649					
<b>Aug</b>	10,491	737	11,228					
<b>Sep</b>	9,185	717	9,902					
<b>Oct</b>	8,999	771	9,770					
<b>Nov</b>	8,768	628	9,396					
<b>Dec</b>	7,805	709	8,514					
<b>Y-T-D</b>	<b>110,145</b>	<b>8,006</b>	<b>118,151</b>	<b>25,565</b>	<b>2,144</b>	<b>27,709</b>	<b>374</b>	<b>-76.55%</b>

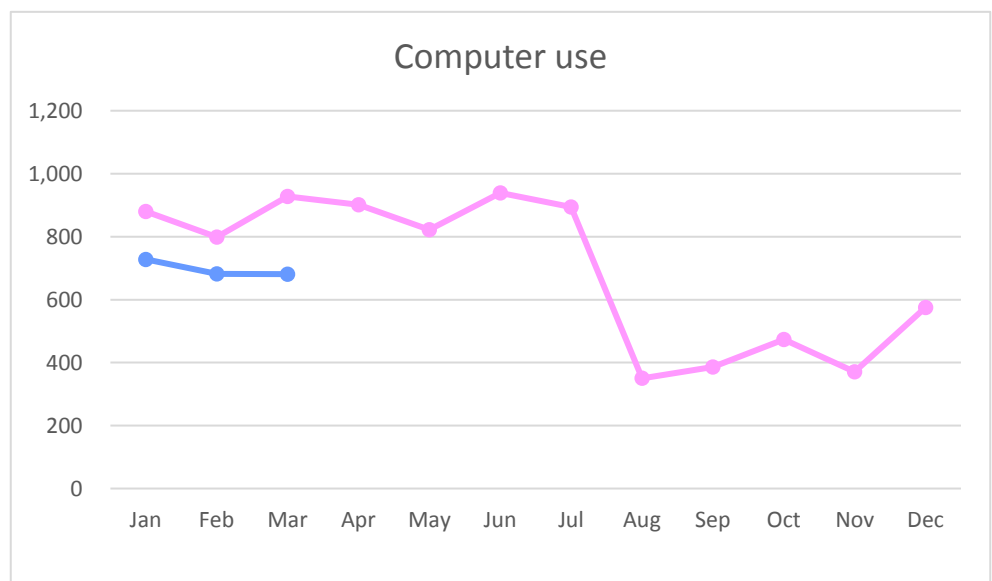


# Elm Grove Public Library

## Activity Report

### Computer Use

	2018			2019			Y-T-Y Change	
	Library	Wi-Fi	Total	Library	Wi-Fi	Total	Total Usage	
<b>Jan</b>	444	436	880	401	327	728	(152)	-17.27%
<b>Feb</b>	411	388	799	375	307	682	(117)	-14.64%
<b>Mar</b>	476	452	928	380	301	681	(247)	-26.62%
<b>Apr</b>	465	436	901					
<b>May</b>	366	456	822					
<b>Jun</b>	475	464	939					
<b>Jul</b>	425	469	894					
<b>Aug</b>	339	11	350					
<b>Sep</b>	386	0	386					
<b>Oct</b>	473	0	473					
<b>Nov</b>	371	0	371					
<b>Dec</b>	392	183	575					
<b>Y-T-D</b>	<b>5,023</b>	<b>3,295</b>	<b>8,318</b>	<b>1,156</b>	<b>935</b>	<b>2,091</b>	<b>(516)</b>	<b>-74.86%</b>

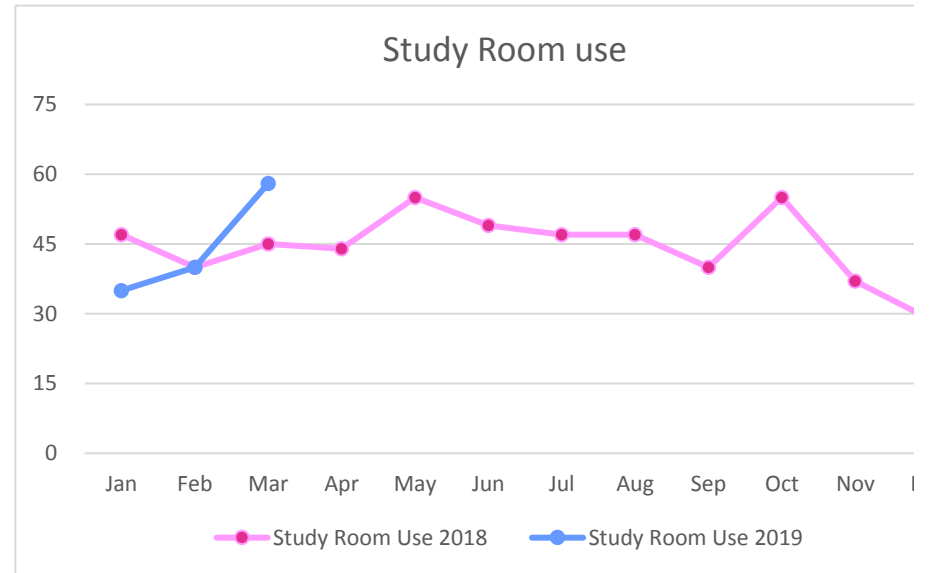


# Elm Grove Public Library

## Activity Report

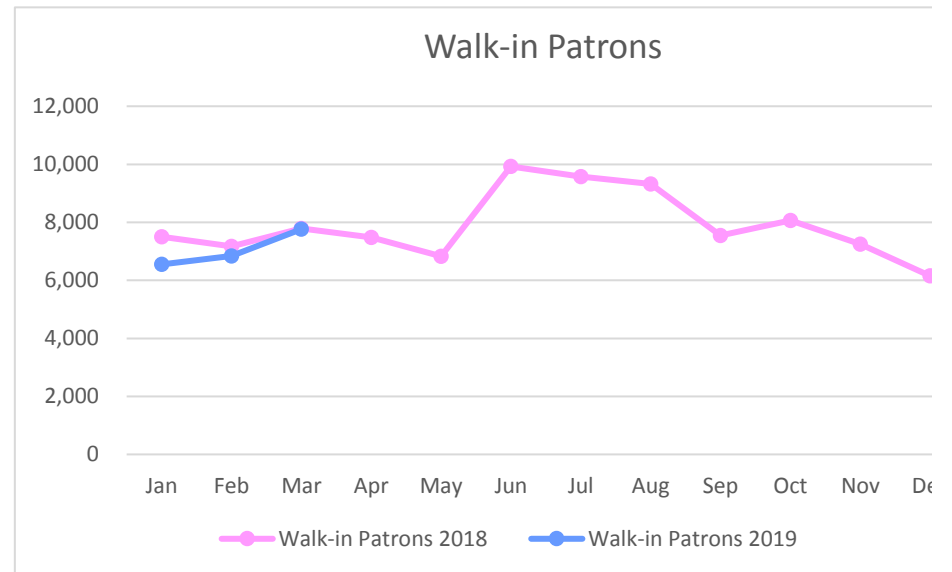
### Study Room Use

	2018	2019	Y-T-Y Change	
Jan	47	35	(12)	-25.53%
Feb	40	40	0	0.00%
Mar	45	58	13	28.89%
Apr	44			
May	55			
Jun	49			
Jul	47			
Aug	47			
Sep	40			
Oct	55			
Nov	37			
Dec	29			
<b>Y-T-D</b>	<b>535</b>	<b>133</b>	<b>(402)</b>	<b>-75.14%</b>



### Walk-in Patrons

	2018	2019	Y-T-Y Change	
Jan	7,505	6,549	(956)	-12.74%
Feb	7,174	6,845	(329)	-4.59%
Mar	7,790	7,763	(27)	-0.35%
Apr	7,476			
May	6,828			
Jun	9,924			
Jul	9,581			
Aug	9,319			
Sep	7,550			
Oct	8,070			
Nov	7,245			
Dec	6,153			
<b>Y-T-D</b>	<b>94,615</b>	<b>21,157</b>	<b>(73,458)</b>	<b>-77.64%</b>

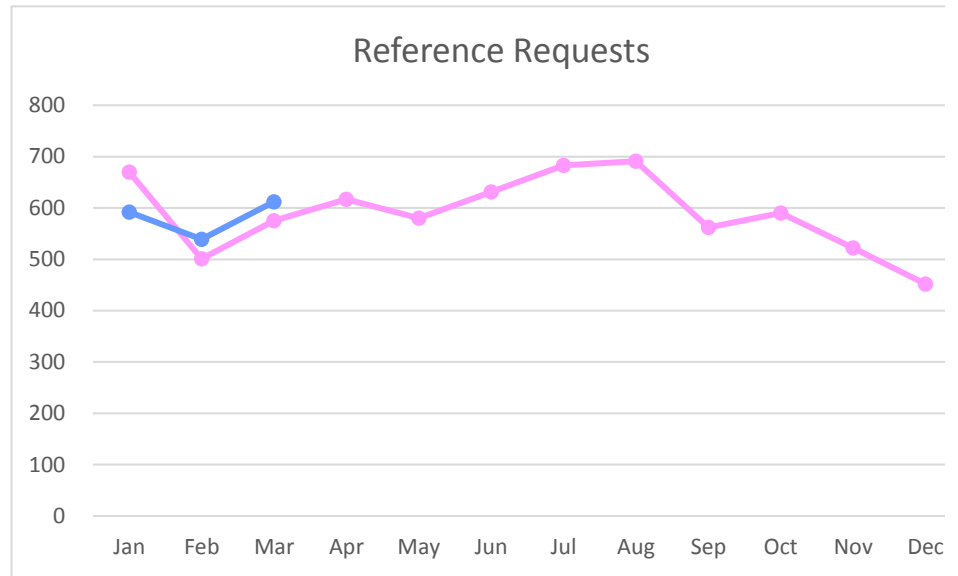


# Elm Grove Public Library

## Activity Report

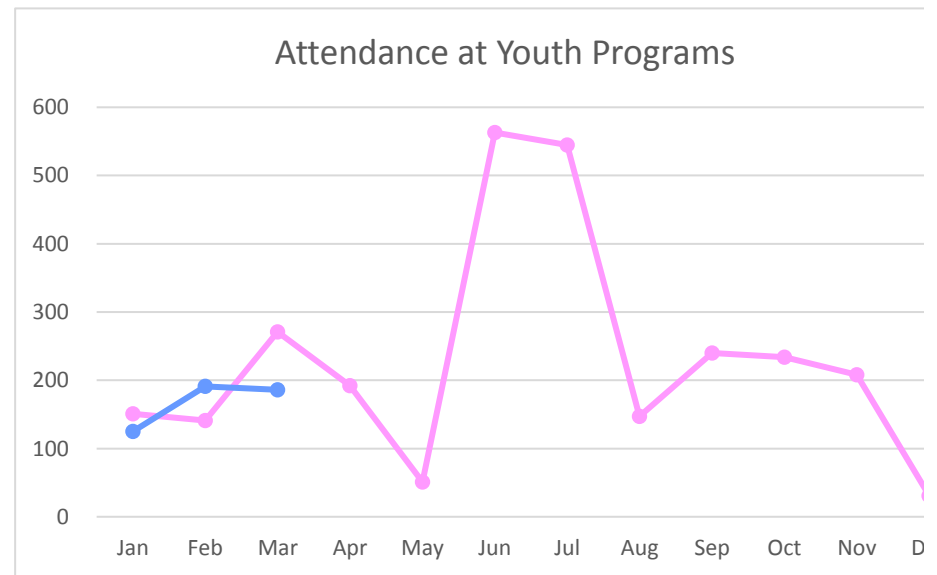
### Reference Requests

	2018	2019	Y-T-Y Change	
Jan	670	592	(78)	-11.64%
Feb	501	539	38	7.58%
Mar	575	612	37	6.43%
Apr	617			
May	580			
Jun	631			
Jul	683			
Aug	691			
Sep	562			
Oct	590			
Nov	522			
Dec	452			
<b>Y-T-D</b>	<b>7,074</b>	<b>1,743</b>	<b>(5,331)</b>	<b>-75.36%</b>



### Attendance at Children's Programs

	2018	2019	Y-T-Y Change	
Jan	151	125	(26)	-17.22%
Feb	141	191	50	35.46%
Mar	271	186	(85)	-31.37%
Apr	192			
May	51			
Jun	563			
Jul	545			
Aug	147			
Sep	240			
Oct	234			
Nov	208			
Dec	31			
<b>Y-T-D</b>	<b>2,774</b>	<b>502</b>	<b>(2,272)</b>	<b>-81.90%</b>



# Elm Grove Public Library

## Activity Report

### Adult Programming attendance

	2018	2019	Y-T-Y Change	
Jan	161	233	72	44.72%
Feb	119	130	11	9.24%
Mar	216	156	(60)	-27.78%
Apr	173			
May	219			
Jun	320			
Jul	89			
Aug	97			
Sep	149			
Oct	119			
Nov	150			
Dec	43			
<b>Y-T-D</b>	<b>1,855</b>	<b>519</b>	<b>(1,336)</b>	<b>-72.02%</b>

