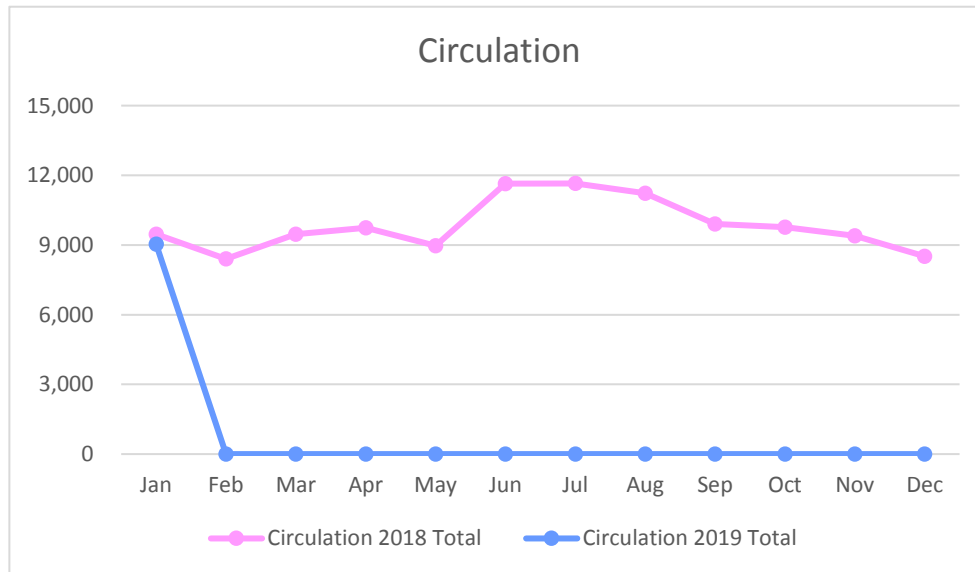


Elm Grove Public Library

Activity Report

Circulation

	2018			2019			Y-T-Y Change	
	Shelved	Overdrive	Total	Shelved	Overdrive	Total	Total Circulation	
Jan	8,840	621	9,461	8,346	691	9,037	(424)	-4.48%
Feb	7,824	578	8,402					
Mar	8,810	662	9,472					
Apr	9,080	661	9,741					
May	8,396	578	8,974					
Jun	10,987	655	11,642					
Jul	10,960	689	11,649					
Aug	10,491	737	11,228					
Sep	9,185	717	9,902					
Oct	8,999	771	9,770					
Nov	8,768	628	9,396					
Dec	7,805	709	8,514					
Y-T-D	110,145	8,006	118,151	8,346	691	9,037	(424)	-92.35%

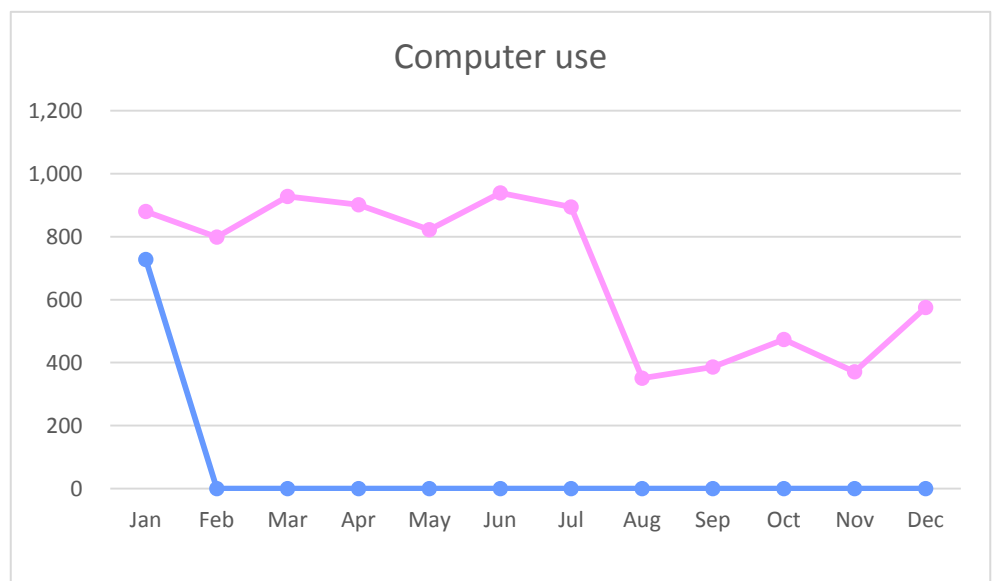


Elm Grove Public Library

Activity Report

Computer Use

	2018			2019			Y-T-Y Change	
	Library	Wi-Fi	Total	Library	Wi-Fi	Total	Total Usage	
Jan	444	436	880	401	327	728	(152)	-17.27%
Feb	411	388	799					
Mar	476	452	928					
Apr	465	436	901					
May	366	456	822					
Jun	475	464	939					
Jul	425	469	894					
Aug	339	11	350					
Sep	386	0	386					
Oct	473	0	473					
Nov	371	0	371					
Dec	392	183	575					
Y-T-D	5,023	3,295	8,318	401	327	728	(152)	-91.25%

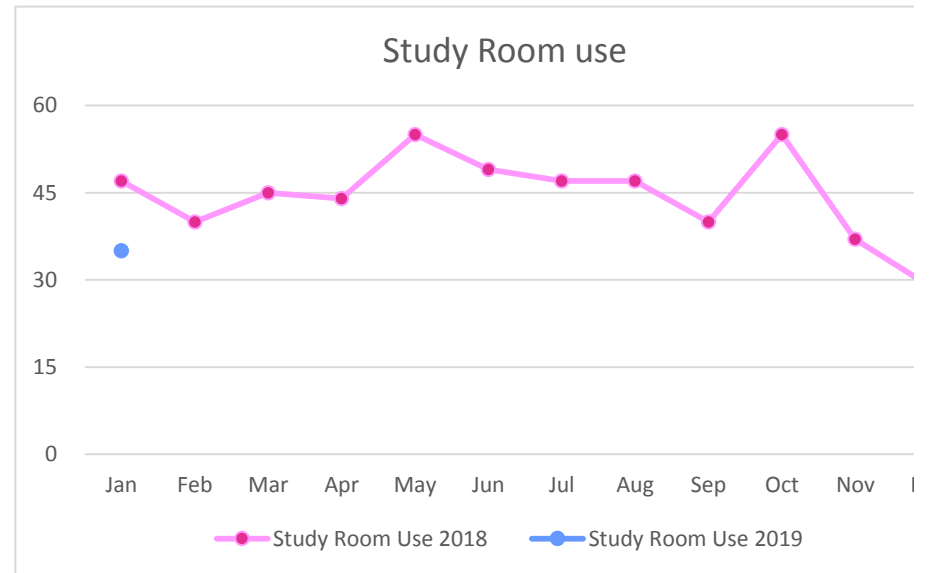


Elm Grove Public Library

Activity Report

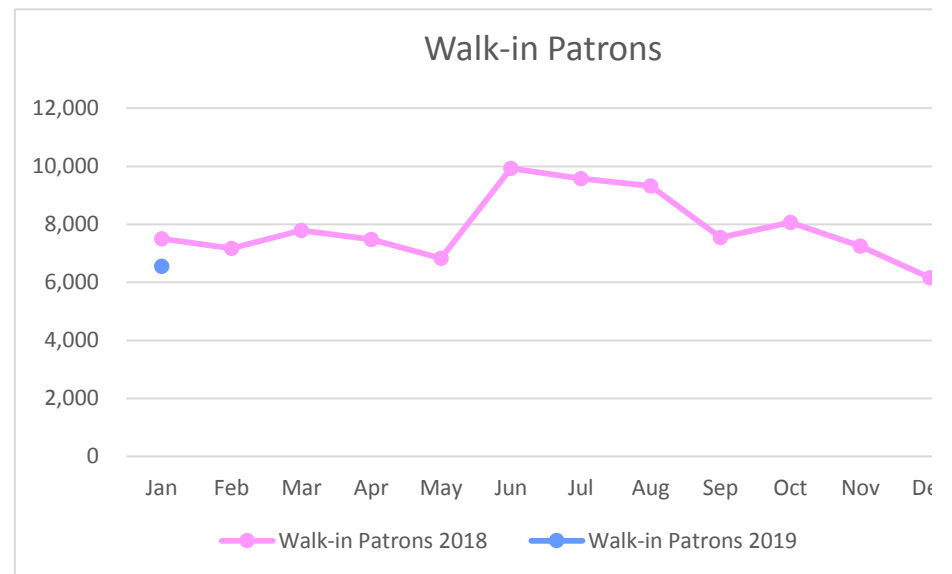
Study Room Use

	2018	2019	Y-T-Y Change	
Jan	47	35	(12)	-25.53%
Feb	40			
Mar	45			
Apr	44			
May	55			
Jun	49			
Jul	47			
Aug	47			
Sep	40			
Oct	55			
Nov	37			
Dec	29			
Y-T-D	535	35	(500)	-93.46%



Walk-in Patrons

	2018	2019	Y-T-Y Change	
Jan	7,505	6,549	(956)	-12.74%
Feb	7,174			
Mar	7,790			
Apr	7,476			
May	6,828			
Jun	9,924			
Jul	9,581			
Aug	9,319			
Sep	7,550			
Oct	8,070			
Nov	7,245			
Dec	6,153			
Y-T-D	94,615	6,549	(88,066)	-93.08%

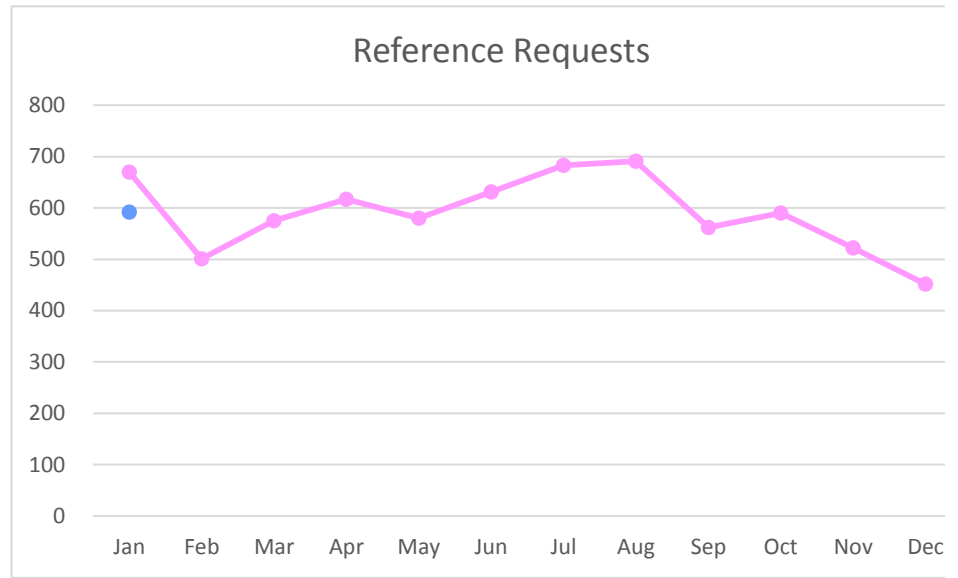


Elm Grove Public Library

Activity Report

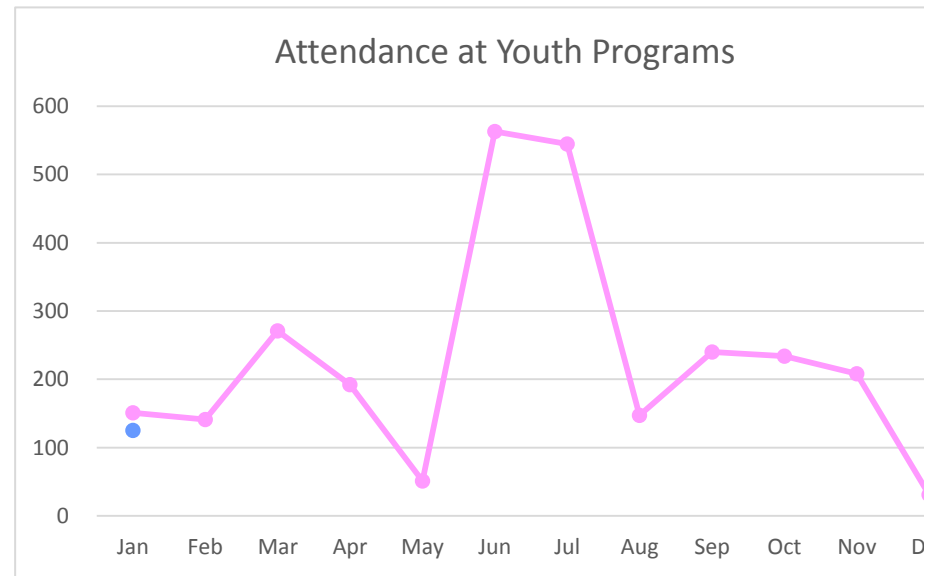
Reference Requests

	2018	2019	Y-T-Y Change	
Jan	670	592	(78)	-11.64%
Feb	501			
Mar	575			
Apr	617			
May	580			
Jun	631			
Jul	683			
Aug	691			
Sep	562			
Oct	590			
Nov	522			
Dec	452			
Y-T-D	7,074	592	(6,482)	-91.63%



Attendance at Children's Programs

	2018	2019	Y-T-Y Change	
Jan	151	125	(26)	-17.22%
Feb	141			
Mar	271			
Apr	192			
May	51			
Jun	563			
Jul	545			
Aug	147			
Sep	240			
Oct	234			
Nov	208			
Dec	31			
Y-T-D	2,774	125	(2,649)	-95.49%



Elm Grove Public Library

Activity Report

Adult Programming attendance

	2018	2019	Y-T-Y Change	
Jan	161	233	72	44.72%
Feb	119			
Mar	216			
Apr	173			
May	219			
Jun	320			
Jul	89			
Aug	97			
Sep	149			
Oct	119			
Nov	150			
Dec	43			
Y-T-D	1,855	233	(1,622)	-87.44%

