

Volume Summary Report: Mt Kisco

Station ID : Mt Kisco

Info Line 1 : at North Ave

Info Line 2 :

GPS Lat/Lon :

DB File : Mt Kisco.DB

Last Connected Device Type : RoadRunner3

Version Number : 1.20

Serial Number : 160727

Number of Lanes : 1

Posted Speed Limit : 0.0 mph

Lane Configuration

#	Dir.	Information	Volume Mode	Volume Sensors	Divide / 2	Comment
1.	North		Directional	Axle	Yes	

Total Count:	0000	0100	0200	0300	0400	0500	0600	0700	0800	0900	1000	1100	1200	1300	1400	1500	1600	1700	1800	1900	2000	2100	2200	2300	Total
Lane #1	132	106	131	109	105	219	478	343	273	360	403	451	429	438	524	467	325	381	451	183	152	114	119	100	6793

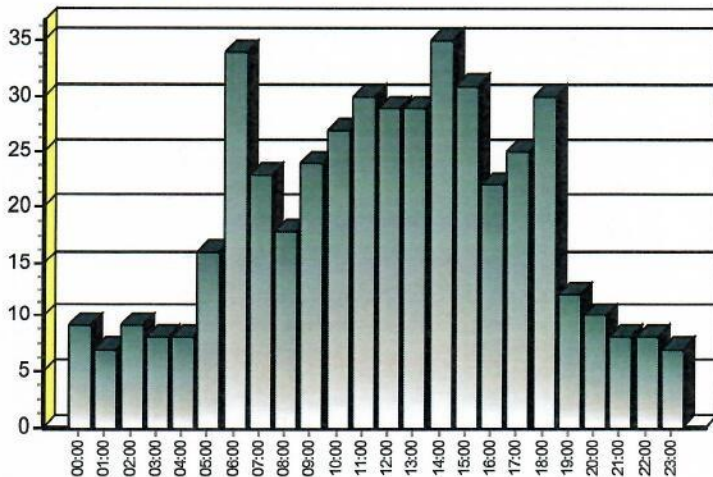
Percents:	0000	0100	0200	0300	0400	0500	0600	0700	0800	0900	1000	1100	1200	1300	1400	1500	1600	1700	1800	1900	2000	2100	2200	2300	Total
Lane #1	2%	2%	2%	2%	2%	3%	7%	5%	4%	5%	6%	7%	6%	6%	8%	7%	5%	6%	7%	3%	2%	2%	2%	1%	

ADT:	0000	0100	0200	0300	0400	0500	0600	0700	0800	0900	1000	1100	1200	1300	1400	1500	1600	1700	1800	1900	2000	2100	2200	2300	Total
Lane #1	9	7	9	8	8	16	34	23	18	24	27	30	29	29	35	31	22	25	30	12	10	8	8	7	459

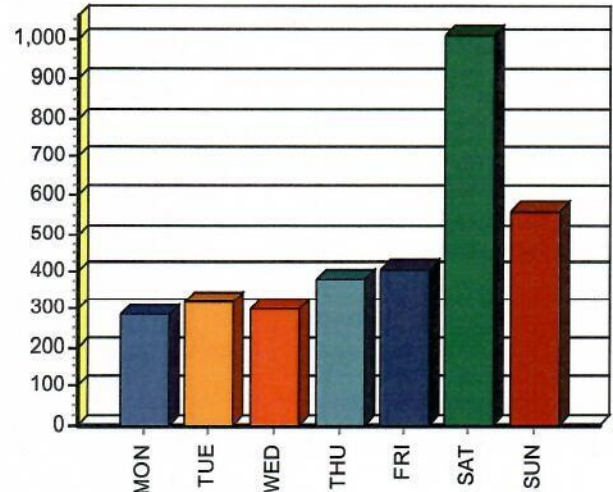
Lane #1

	Sun	Mon	Tue	Wed	Thu	Fri	Sat	Total	Percent	
DW Totals :	1122	568	638	813	817	814	2021	Weekday (Mon-Fri) :	3650	54%
# Days :	2.0	2.0	2.0	2.7	2.1	2.0	2.0	ADT :	336	
ADT :	561	284	319	300	381	407	1011.	Weekend (Sat-Sun) :	3143	46%
Percent :	17%	8%	9%	12%	12%	12%	30%	ADT :	786	

ADT Volume vs. Time (all lanes combined)



ADT By Day of Week (all lanes)



Volume Summary Report: UNDERWOOD PKWY

Station ID : UNDERWOOD PKWY

Info Line 1 : EG Counter A
 Info Line 2 : EG Counter B

GPS Lat/Lon :

DB File : TES 1st counter EG 2nd.DB

Last Connected Device Type : RoadRunner3

Version Number : 1.20

Serial Number : 160727

Number of Lanes : 1

Posted Speed Limit : 0.0 mph

Lane Configuration

#	Dir.	Information	Volume Mode	Volume Sensors	Divide / 2	Comment
1.			Directional	Axle	Yes	

Total Count:	0000	0100	0200	0300	0400	0500	0600	0700	0800	0900	1000	1100	1200	1300	1400	1500	1600	1700	1800	1900	2000	2100	2200	2300	Total
Lane #1	5	2	1	2	1	14	15	55	58	45	56	60	65	59	50	66	76	54	41	30	24	20	14	8	821

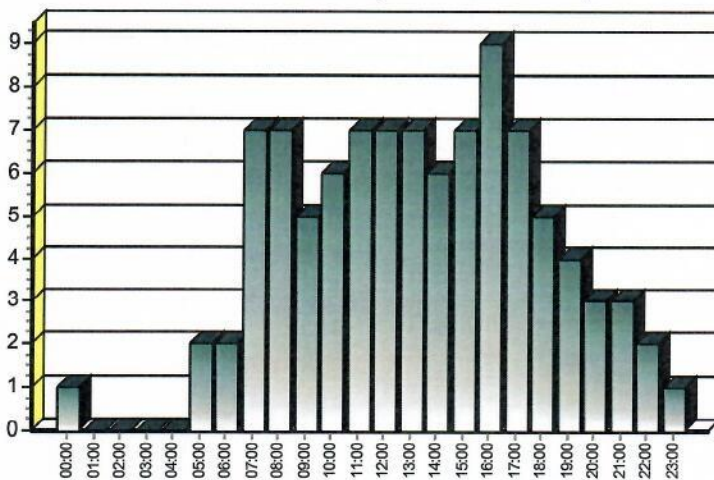
Percents:	0000	0100	0200	0300	0400	0500	0600	0700	0800	0900	1000	1100	1200	1300	1400	1500	1600	1700	1800	1900	2000	2100	2200	2300
Lane #1	1%	0%	0%	0%	0%	2%	2%	7%	7%	5%	7%	7%	8%	7%	6%	8%	9%	7%	5%	4%	3%	2%	2%	1%

ADT:	0000	0100	0200	0300	0400	0500	0600	0700	0800	0900	1000	1100	1200	1300	1400	1500	1600	1700	1800	1900	2000	2100	2200	2300	Total
Lane #1	1	0	0	0	0	2	2	7	7	5	6	7	7	7	6	7	9	7	5	4	3	3	2	1	98

Lane #1

	Sun	Mon	Tue	Wed	Thu	Fri	Sat	Total	Percent	
DW Totals :	80	113	158	187	94	97	92	Weekday (Mon-Fri) :	649	79%
# Days :	1.0	1.0	1.6	1.7	1.0	1.0	1.0	ADT :	103	
ADT :	80	113	99	111	94	97	92	Weekend (Sat-Sun) :	172	21%
Percent :	10%	14%	19%	23%	11%	12%	11%	ADT :	86	

ADT Volume vs. Time (all lanes combined)



ADT By Day of Week (all lanes)

